

Libertarian National Committee - Membership Report

"Donor" Totals - Nov-16

4 Year & 12 Month Comparison

	Dec-12	Dec-13	Dec-14	Dec-15	Nov-15	Dec-15	Jan-16	Feb-16	Mar-16	Apr-16	May-16	Jun-16	Jul-16	Aug-16	Sep-16	Oct-16	Nov-16
Active w-MEM	13749	13670	12053	11184	11198	11184	11183	11413	11824	12509	14532	15477	16656	17568	17888	18327	18564
Active w/out MEM	1194	967	747	509	513	509	497	514	507	519	787	981	1223	1736	1890	1843	1822
Total Active Donors	14943	14637	12800	11693	11711	11693	11680	11927	12331	13028	15319	16458	17879	19304	19778	20170	20386
Percent Change	4.30%	-2.05%	-12.55%	-0.15%	-1.72%	-0.15%	-0.11%	2.11%	3.39%	5.65%	17.59%	7.44%	8.63%	7.97%	2.46%	1.98%	1.07%
Lapsed/Drop MEM	1381	1245	1733	909	679	909	663	612	837	718	465	662	514	681	599	753	589
Lapse w/out MEM	76	82	203	30	29	30	44	40	41	20	10	14	10	24	29	37	29
Lapsed/Drop Total	1457	1327	1936	939	708	939	707	652	878	738	475	676	524	705	628	790	618
Percent Change	0.28%	-8.92%	45.89%	32.63%	-35.05%	32.63%	-24.71%	-7.78%	34.66%	-15.95%	-35.64%	42.32%	-22.49%	34.54%	-10.92%	25.80%	-21.77%
New Donors w-MEM	240	267	110	103	104	103	145	308	524	675	1393	1184	1181	1054	469	526	485
New w/out MEM	38	168	6	6	10	6	3	15	22	31	176	163	230	535	176	52	22
New Total	278	435	116	109	114	109	148	323	546	706	1569	1347	1411	1589	645	578	507
Percent Change	-1.42%	56.47%	-73.33%	-4.39%	17.53%	-4.39%	35.78%	118.24%	69.04%	29.30%	122.24%	-14.15%	4.75%	12.62%	-59.41%	-10.39%	-12.28%
Renewed w-MEM	708	966	729	792	374	792	517	534	724	728	1095	423	512	539	450	666	341
Renewed w/out MEM	57	55	14	20	15	20	29	42	12	1	102	45	22	2	7	-62	-14 *
Total Renewals	765	1021	743	812	389	812	546	576	736	729	1197	468	534	541	457	604	327
Percent Change	-20.40%	33.46%	-27.23%	108.74%	-42.11%	108.74%	-32.76%	5.49%	27.78%	-0.95%	64.20%	-60.90%	14.10%	1.31%	-15.53%	32.17%	-45.86%
Total "MEM"	126900	130507	133400	135197	135104	135197	135417	135980	136797	137539	139513	140413	141889	143319	143935	144707	145455
Percent Change	4.14%	2.84%	2.22%	0.07%	0.10%	0.07%	0.16%	0.42%	0.60%	0.54%	1.44%	0.65%	1.05%	1.01%	0.43%	0.54%	0.52%
Total "LIFETIME"	2208	2295	2446	2458	2457	2458	2459	2461	2461	2473	2501	2514	2531	2554	2560	2567	2566
Total "BSM"	13824	13869	12526	11045	11173	11045	11112	11400	11768	12461	14554	15448	16759	17541	18071	18486	18805

Last Year vs. This Year

	Nov-15	Nov-16	Change	12 Mo Ave		
Active w-MEM	11198	18564	65.78%	14760	<u>Active Donors w-MEM =</u>	18564
Active w/out MEM	513	1822	255.17%	1069	<u>Lapsed & Zero Dues MEM =</u>	126891
Total Active Donors	11711	20386	74.08%	15829	<u>Total "MEM" w-Signed Certificate =</u>	<u>145455</u>
Lapsed/Dropped	708	618	-12.71%	694	<u>Member Signed Certificate =</u>	<u>"MEM"</u>
New Donors	114	507	344.74%	790	<u>Total "BSM" =</u>	<u>18805</u>
Renewals	389	327	-15.94%	627	<u>Bylaws Defined Sustaining Member =</u>	<u>"BSM"</u>

* Neg "sub" due to email push to convert Sub's to Mem's in Oct-16 & Nov-16

Nov-16 MEMBERSHIP BY STATE --- ACTIVE AND NON ACTIVE

STATE	TOTAL "MEM"	ACTIVE "MEM"	ACTIVE "SUB"	TOTAL "ACTIVE"	TOTAL "BSM"
AK	708	88	4	92	87
AL	1917	283	16	299	282
AR	965	128	11	139	128
AZ	3383	398	45	443	399
CA	20069	2027	220	2247	2044
CO	4036	612	60	672	610
CT	1594	214	30	244	215
DC	419	46	6	52	52
DE	418	51	5	56	53
FL	8563	1031	127	1158	1060
GA	6285	586	66	652	597
HI	566	82	8	90	83
IA	1154	195	10	205	196
ID	811	82	8	90	80
IL	4819	663	69	732	677
IN	3514	550	34	584	564
KS	1319	171	9	180	175
KY	1305	174	8	182	180
LA	1202	175	20	195	179
MA	3027	331	41	372	330
MD	2648	366	36	402	368
ME	856	88	12	100	91
MI	5516	647	39	686	657
MN	2211	289	34	323	295
MO	2569	360	25	385	360
MS	780	104	9	113	106

STATE	TOTAL "MEM"	ACTIVE "MEM"	ACTIVE "SUB"	TOTAL "ACTIVE"	TOTAL "BSM"
MT	546	75	8	83	75
NC	3642	477	54	531	484
ND	262	48	6	54	47
NE	724	110	4	114	111
NH	1450	187	20	207	189
NJ	3290	403	51	454	403
NM	1213	173	24	197	176
NV	1988	204	23	227	203
NY	5451	816	89	905	831
OH	5685	765	51	816	789
OK	1167	173	15	188	173
OR	2299	195	37	232	190
PA	6331	725	81	806	736
RI	343	48	8	56	48
SC	2036	283	25	308	292
SD	285	42	5	47	42
TN	2713	469	16	485	471
TX	9943	1467	141	1608	1482
UT	1257	150	16	166	152
VA	5251	856	75	931	873
VT	423	42	5	47	43
WA	4690	610	55	665	616
WI	2142	317	37	354	322
WV	646	64	5	69	65
WY	329	37	2	39	38
XX	695	87	17	104	86

SUSTAINING MEMBERSHIP STATE RANKINGS - "BSM"

State	Total BSM	Rank	State	Total BSM	Rank
CA	2044	1	IA	196	27
TX	1482	2	OR	190	28
FL	1060	3	NH	189	29
VA	873	4	KY	180	30
NY	831	5	LA	179	31
OH	789	6	NM	176	32
PA	736	7	KS	175	33
IL	677	8	OK	173	34
MI	657	9	UT	152	35
WA	616	10	AR	128	36
CO	610	11	NE	111	37
GA	597	12	MS	106	38
IN	564	13	ME	91	39
NC	484	14	AK	87	40
TN	471	15	HI	83	41
NJ	403	16	ID	80	42
AZ	399	17	MT	75	43
MD	368	18	WV	65	44
MO	360	19	DE	53	45
MA	330	20	DC	52	46
WI	322	21	RI	48	47
MN	295	22	ND	47	48
SC	292	23	VT	43	49
AL	282	24	SD	42	50
CT	215	25	WY	38	51
NV	203	26	XX	86	52

	TOTAL "MEM"	ACTIVE "MEM"	ACTIVE "SUB"	TOTAL "ACTIVE"	TOTAL "BSM"
TOTALS	145455	18564	1822	20386	18805

DEFINITIONS: MEM = Member Signed Certificate

Total MEM = Total # Constituents Per State w-Member Signed Certificate

ACTIVE MEM = Current Dues Paying or Lifetime Donor w-Signed Certificate

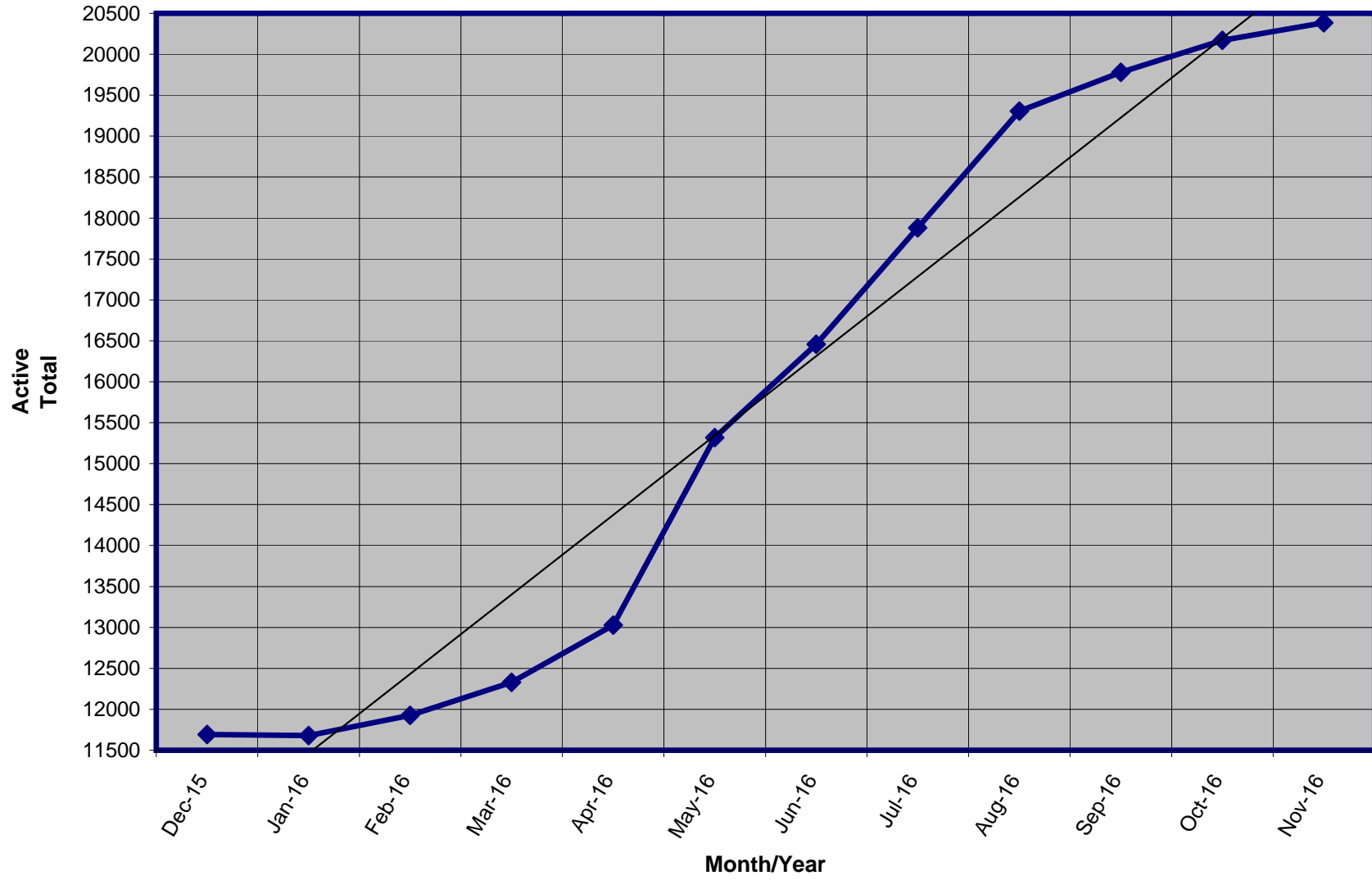
ACTIVE SUB (ACTIVE NON MEM) = Current Dues Paying or Lifetime Donors Who Have NOT Signed the Certificate (Formerly Called "Subscriber")

TOTAL ACTIVE = Current Dues Paying or Lifetime Donor

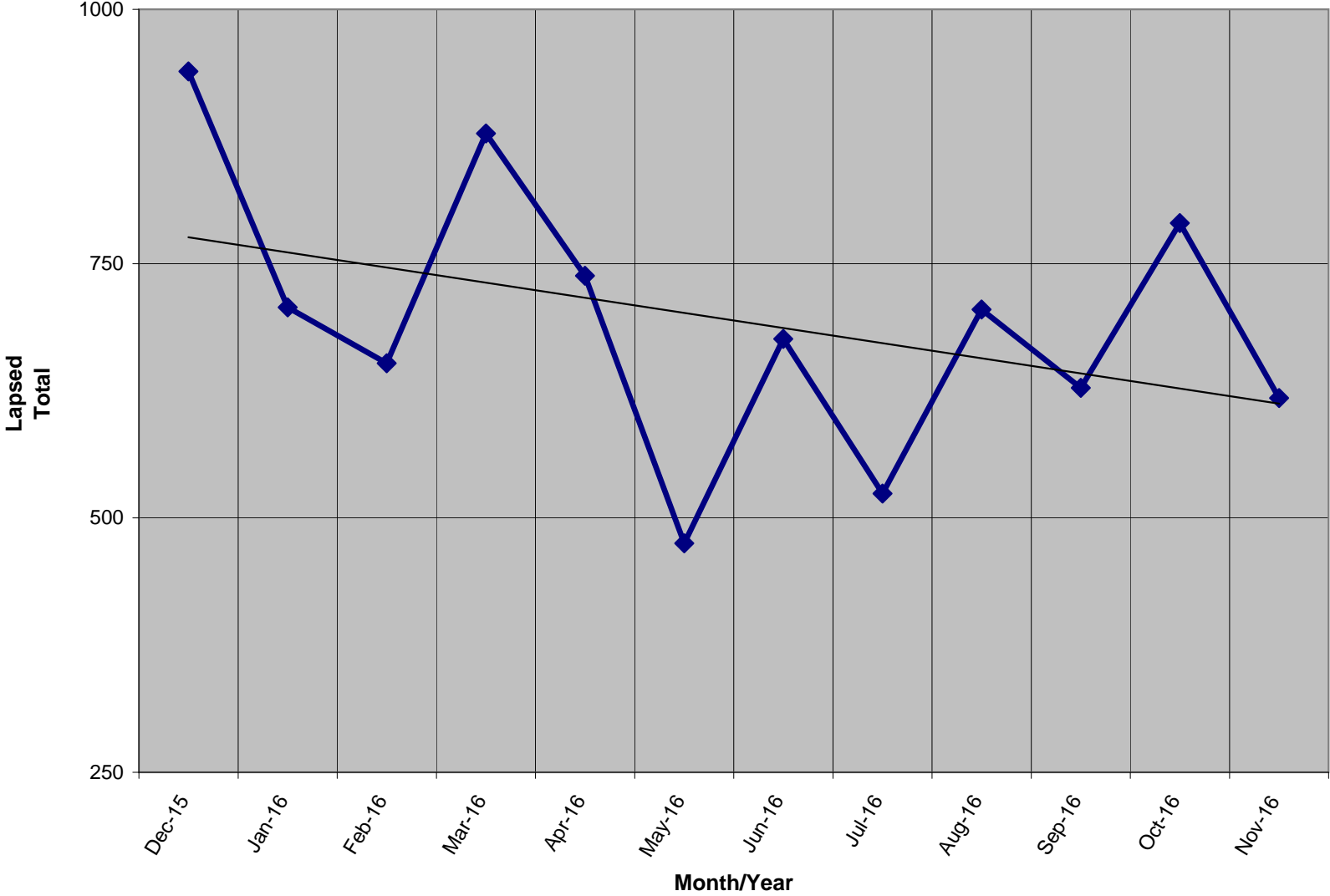
BSM = By Law Definition of "Sustaining Member" and number used for delegate count

(Art 5-3: "Sustaining member" is any Party member who has given at least \$25 to the Party in the prior twelve months, or who is a life member.)

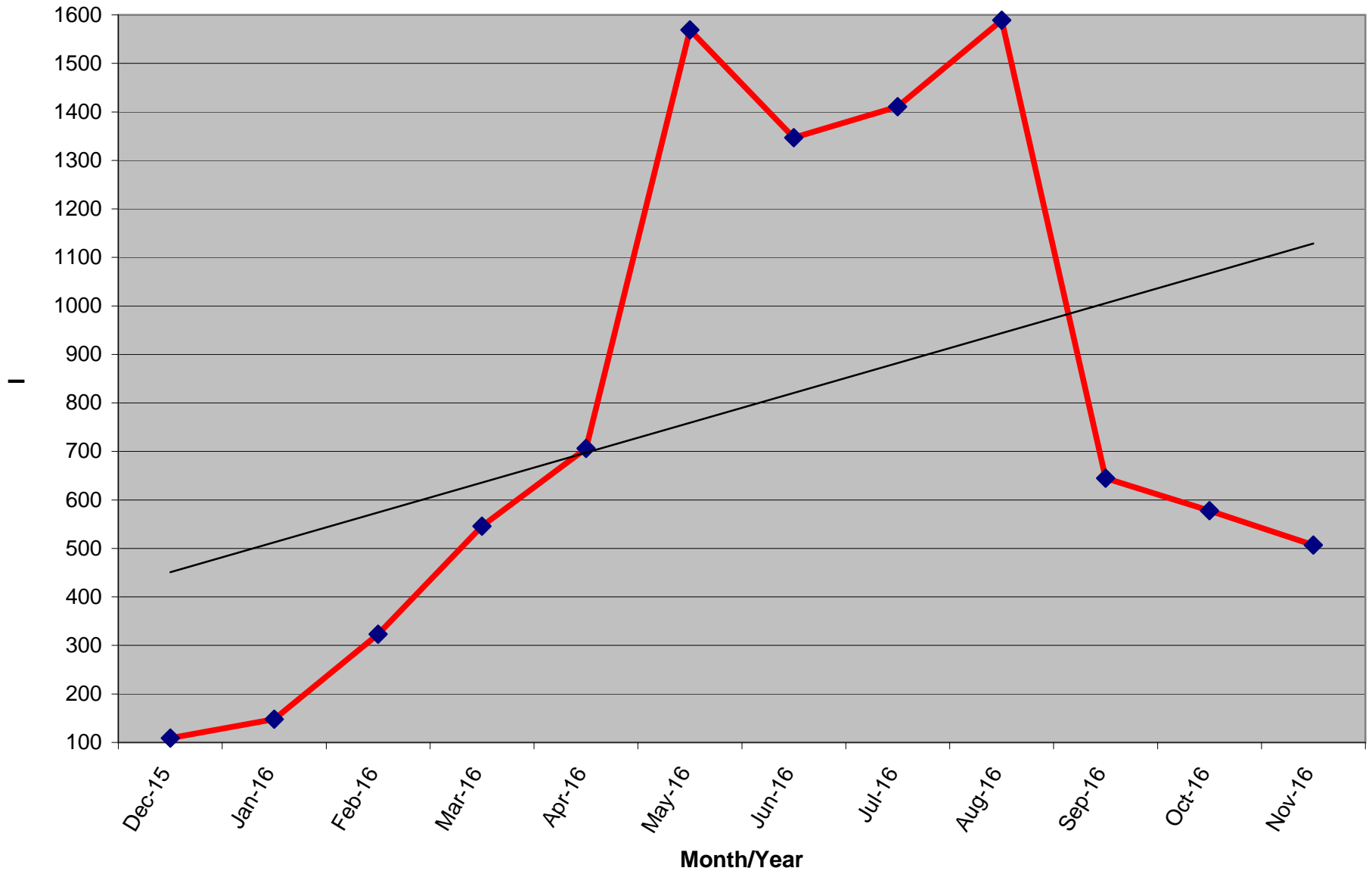
Active Donors - Past 12 Months



Lapsed - Dropped - Donors - Past 12 Months



New Donors Past 12 Months



Renew Donors - Past 12 Months

