

# Libertarian National Committee - Membership Report

"Donor" Totals - Nov-15

## 4 Year & 12 Month Comparison

	Dec-11	Dec-12	Dec-13	Dec-14	Nov-14	Dec-14	Jan-15	Feb-15	Mar-15	Apr-15	May-15	Jun-15	Jul-15	Aug-15	Sep-15	Oct-15	Nov-15
Active w-MEM	13468	13749	13670	12053	12947	12053	11902	11988	11845	11837	11663	11640	11649	11708	11715	11399	11198
Active w/out MEM	859	1194	967	747	930	747	662	672	652	651	560	546	536	527	522	517	513
<b>Total Active Donors</b>	<b>14327</b>	<b>14943</b>	<b>14637</b>	<b>12800</b>	<b>13877</b>	<b>12800</b>	<b>12564</b>	<b>12660</b>	<b>12497</b>	<b>12488</b>	<b>12223</b>	<b>12186</b>	<b>12185</b>	<b>12235</b>	<b>12237</b>	<b>11916</b>	<b>11711</b>
<b>Percent Change</b>	<b>-4.92%</b>	<b>4.30%</b>	<b>-2.05%</b>	<b>-12.55%</b>	<b>-3.54%</b>	<b>-7.76%</b>	<b>-1.84%</b>	<b>0.76%</b>	<b>-1.29%</b>	<b>-0.07%</b>	<b>-2.12%</b>	<b>-0.30%</b>	<b>-0.01%</b>	<b>0.41%</b>	<b>0.02%</b>	<b>-2.62%</b>	<b>-1.72%</b>
Lapsed/Drop MEM	1379	1381	1245	1733	1235	1733	863	619	972	671	718	484	595	555	568	1044	679
Lapse w/out MEM	74	76	82	203	52	203	138	32	53	25	101	33	27	30	28	46	29
<b>Lapsed/Drop Total</b>	<b>1453</b>	<b>1457</b>	<b>1327</b>	<b>1936</b>	<b>1287</b>	<b>1936</b>	<b>1001</b>	<b>651</b>	<b>1025</b>	<b>696</b>	<b>819</b>	<b>517</b>	<b>622</b>	<b>585</b>	<b>596</b>	<b>1090</b>	<b>708</b>
<b>Percent Change</b>	<b>65.49%</b>	<b>0.28%</b>	<b>-8.92%</b>	<b>45.89%</b>	<b>-13.22%</b>	<b>50.43%</b>	<b>-48.30%</b>	<b>-34.97%</b>	<b>57.45%</b>	<b>-32.10%</b>	<b>17.67%</b>	<b>-36.87%</b>	<b>20.31%</b>	<b>-5.95%</b>	<b>1.88%</b>	<b>82.89%</b>	<b>-35.05%</b>
New Donors w-MEM	256	240	267	110	208	110	126	111	141	104	70	110	107	137	103	87	104
New w/out MEM	26	38	168	6	2	6	8	11	5	2	4	3	5	10	12	10	10
<b>New Total</b>	<b>282</b>	<b>278</b>	<b>435</b>	<b>116</b>	<b>210</b>	<b>116</b>	<b>134</b>	<b>122</b>	<b>146</b>	<b>106</b>	<b>74</b>	<b>113</b>	<b>112</b>	<b>147</b>	<b>115</b>	<b>97</b>	<b>114</b>
<b>Percent Change</b>	<b>80.77%</b>	<b>-1.42%</b>	<b>56.47%</b>	<b>-73.33%</b>	<b>-14.29%</b>	<b>-44.76%</b>	<b>15.52%</b>	<b>-8.96%</b>	<b>19.67%</b>	<b>-27.40%</b>	<b>-30.19%</b>	<b>52.70%</b>	<b>-0.88%</b>	<b>31.25%</b>	<b>-21.77%</b>	<b>-15.65%</b>	<b>17.53%</b>
Renewed w-MEM	900	708	966	729	532	729	586	594	688	559	474	351	497	477	472	641	374
Renewed w/out MEM	61	57	55	14	36	14	45	31	28	22	6	16	12	11	11	31	15
<b>Total Renewals</b>	<b>961</b>	<b>765</b>	<b>1021</b>	<b>743</b>	<b>568</b>	<b>743</b>	<b>631</b>	<b>625</b>	<b>716</b>	<b>581</b>	<b>480</b>	<b>367</b>	<b>509</b>	<b>488</b>	<b>483</b>	<b>672</b>	<b>389</b>
<b>Percent Change</b>	<b>-3.13%</b>	<b>-20.40%</b>	<b>33.46%</b>	<b>-27.23%</b>	<b>-36.89%</b>	<b>30.81%</b>	<b>-15.07%</b>	<b>-0.95%</b>	<b>14.56%</b>	<b>-18.85%</b>	<b>-17.38%</b>	<b>-23.54%</b>	<b>38.69%</b>	<b>-4.13%</b>	<b>-1.02%</b>	<b>39.13%</b>	<b>-42.11%</b>
<b>Total "MEM"</b>	<b>121850</b>	<b>126900</b>	<b>130507</b>	<b>133400</b>	<b>133314</b>	<b>133400</b>	<b>133568</b>	<b>133983</b>	<b>134147</b>	<b>134278</b>	<b>134338</b>	<b>134470</b>	<b>134618</b>	<b>134779</b>	<b>134870</b>	<b>134974</b>	<b>135104</b>
<b>Percent Change</b>	<b>1.77%</b>	<b>4.14%</b>	<b>2.84%</b>	<b>2.22%</b>	<b>0.15%</b>	<b>0.06%</b>	<b>0.13%</b>	<b>0.31%</b>	<b>0.12%</b>	<b>0.10%</b>	<b>0.04%</b>	<b>0.10%</b>	<b>0.11%</b>	<b>0.12%</b>	<b>0.07%</b>	<b>0.08%</b>	<b>0.10%</b>
<b>Total "LIFETIME"</b>	<b>2142</b>	<b>2208</b>	<b>2295</b>	<b>2446</b>	<b>2445</b>	<b>2446</b>	<b>2447</b>	<b>2447</b>	<b>2451</b>	<b>2455</b>	<b>2455</b>	<b>2455</b>	<b>2455</b>	<b>2456</b>	<b>2456</b>	<b>2456</b>	<b>2457</b>
<b>Total "BSM"</b>	<b>13589</b>	<b>13824</b>	<b>13869</b>	<b>12526</b>	<b>12778</b>	<b>12526</b>	<b>12294</b>	<b>12260</b>	<b>12122</b>	<b>12040</b>	<b>11722</b>	<b>11723</b>	<b>11625</b>	<b>11612</b>	<b>11593</b>	<b>11247</b>	<b>11173</b>

## Last Year vs. This Year

	Nov-14	Nov-15	Change	12 Mo Ave		
Active w-MEM	12947	11198	-13.51%	11716	<u>Active Donors w-MEM =</u>	11198
Active w/out MEM	930	513	-44.84%	592	<u>Lapsed &amp; Zero Dues MEM =</u>	123906
<b>Total Active Donors</b>	<b>13877</b>	<b>11711</b>	<b>-15.61%</b>	<b>12309</b>	<u>Total "MEM" w-Signed Certificate =</u>	<u>135104</u>
Lapsed/Dropped	1287	708	-44.99%	854	<u>Member Signed Certificate =</u>	<u>"MEM"</u>
New Donors	210	114	-45.71%	116	<u>Total "BSM" =</u>	<u>11173</u>
Renewals	568	389	-31.51%	557	<u>Bylaws Defined Sustaining Member =</u>	<u>"BSM"</u>

**Nov-15 MEMBERSHIP BY STATE --- ACTIVE AND NON ACTIVE**

<u>STATE</u>	<u>TOTAL "MEM"</u>	<u>ACTIVE "MEM"</u>	<u>ACTIVE "SUB"</u>	<u>TOTAL "ACTIVE"</u>	<u>TOTAL "BSM"</u>
AK	671	58	0	58	56
AL	1734	154	2	156	154
AR	899	72	3	75	73
AZ	3192	275	14	289	275
CA	19351	1513	77	1590	1519
CO	3705	365	14	379	365
CT	1482	127	8	135	127
DC	374	27	3	30	27
DE	385	28	2	30	27
FL	7994	642	34	676	638
GA	5913	318	10	328	314
HI	529	51	2	53	51
IA	1027	115	5	120	113
ID	759	54	1	55	55
IL	4485	372	23	395	373
IN	3198	331	12	343	326
KS	1231	116	3	119	122
KY	1189	103	4	107	102
LA	1091	123	4	127	121
MA	2828	178	12	190	173
MD	2452	231	12	243	230
ME	809	54	2	56	54
MI	5187	369	12	381	363
MN	2039	156	8	164	153
MO	2360	210	13	223	212
MS	713	81	1	82	81

<u>STATE</u>	<u>TOTAL "MEM"</u>	<u>ACTIVE "MEM"</u>	<u>ACTIVE "SUB"</u>	<u>TOTAL "ACTIVE"</u>	<u>TOTAL "BSM"</u>
MT	511	43	1	44	42
NC	3362	273	11	284	277
ND	230	38	1	39	38
NE	664	67	2	69	65
NH	1355	117	7	124	117
NJ	3080	248	12	260	246
NM	1117	91	10	101	90
NV	1917	159	6	165	160
NY	5007	491	26	517	503
OH	5217	500	14	514	494
OK	1037	80	5	85	81
OR	2207	134	10	144	133
PA	5927	445	23	468	447
RI	312	27	1	28	27
SC	1727	134	5	139	137
SD	259	34	0	34	34
TN	2391	190	3	193	193
TX	9063	802	41	843	786
UT	1152	78	6	84	76
VA	4712	483	15	498	476
VT	397	26	2	28	24
WA	4338	309	16	325	316
WI	1949	179	6	185	180
WV	608	40	0	40	41
WY	314	26	0	26	25
XX	654	61	9	70	61

	<u>TOTAL "MEM"</u>	<u>ACTIVE "MEM"</u>	<u>ACTIVE "SUB"</u>	<u>TOTAL "ACTIVE"</u>	<u>TOTAL "BSM"</u>
<b>TOTALS</b>	<b>135104</b>	<b>11198</b>	<b>513</b>	<b>11711</b>	<b>11173</b>

*DEFINITIONS: MEM = Member Signed Certificate*

*Total MEM = Total # Constituents Per State w-Member Signed Certificate*

*ACTIVE MEM = Current Dues Paying or Lifetime Donor w-Signed Certificate*

*ACTIVE SUB (ACTIVE NON MEM) = Current Dues Paying or Lifetime Donors Who Have NOT Signed the Certificate (Formerly Called "Subscriber")*

*TOTAL ACTIVE = Current Dues Paying or Lifetime Donor*

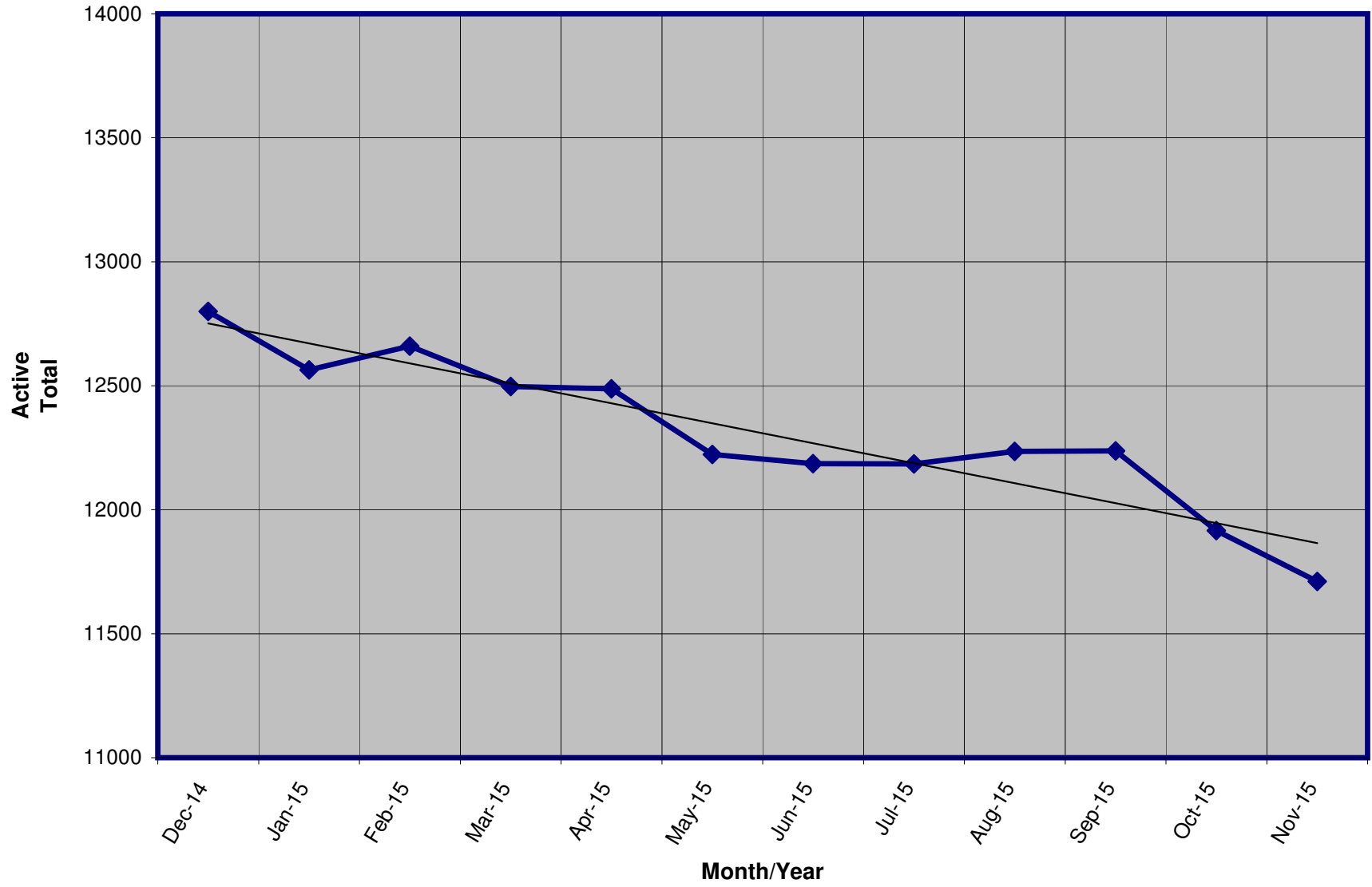
*BSM = By Law Definition of "Sustaining Member" and number used for delegate count*

*(Art 5-3: "Sustaining member" is any Party member who has given at least \$25 to the Party in the prior twelve months, or who is a life member.)*

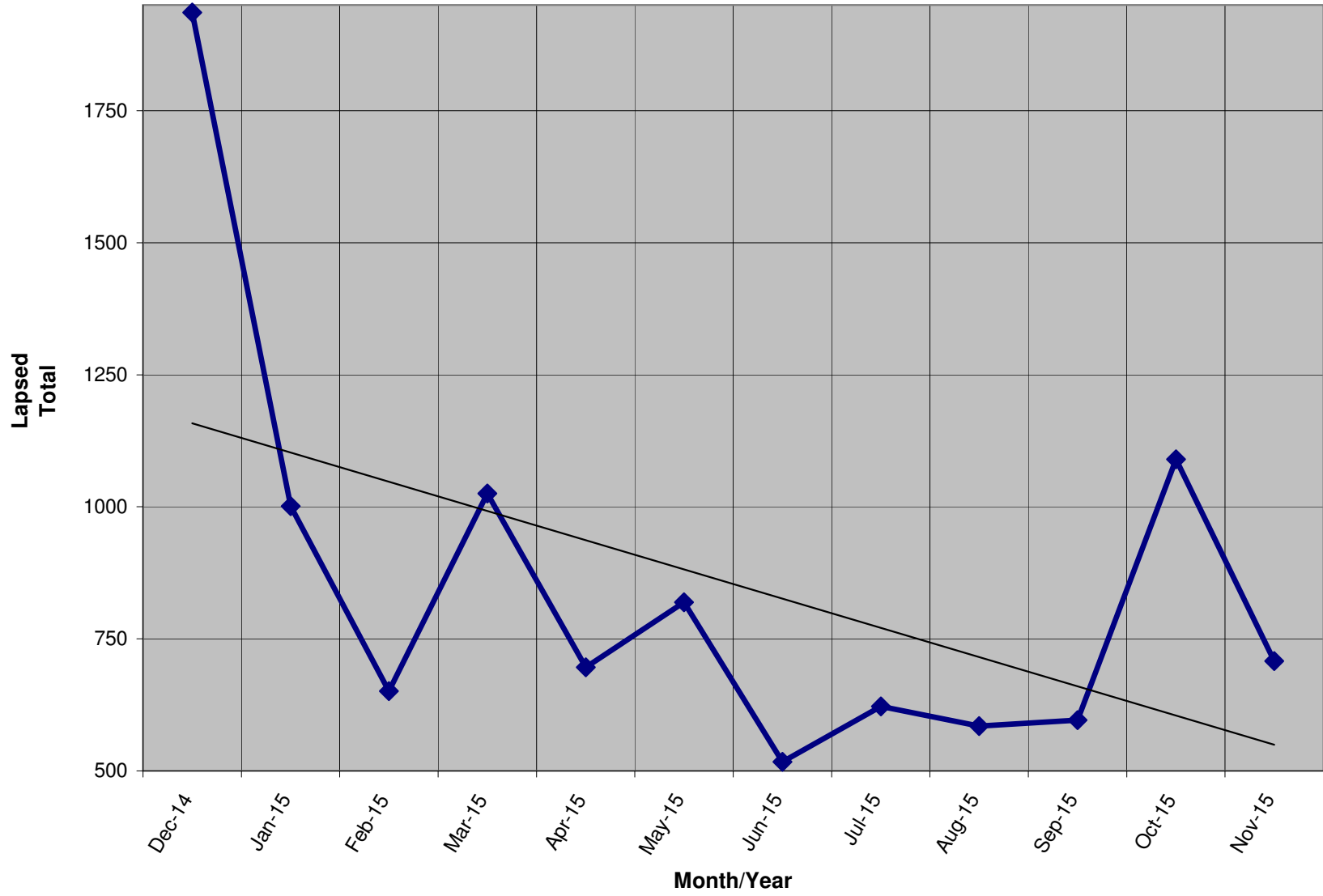
**SUSTAINING MEMBERSHIP STATE RANKINGS - "BSM"**

<u>State</u>	<u>Total BSM</u>	<u>Rank</u>	<u>State</u>	<u>Total BSM</u>	<u>Rank</u>
CA	1519	1	CT	127	27
TX	786	2	KS	122	28
FL	638	3	LA	121	29
NY	503	4	NH	117	30
OH	494	5	IA	113	31
VA	476	6	KY	102	32
PA	447	7	NM	90	33
IL	373	8	MS	81	34
CO	365	9	OK	81	35
MI	363	10	UT	76	36
IN	326	11	AR	73	37
WA	316	12	NE	65	38
GA	314	13	AK	56	39
NC	277	14	ID	55	40
AZ	275	15	ME	54	41
NJ	246	16	HI	51	42
MD	230	17	MT	42	43
MO	212	18	WV	41	44
TN	193	19	ND	38	45
WI	180	20	SD	34	46
MA	173	21	DC	27	47
NV	160	22	DE	27	48
AL	154	23	RI	27	49
MN	153	24	WY	25	50
SC	137	25	VT	24	51
OR	133	26	XX	61	52

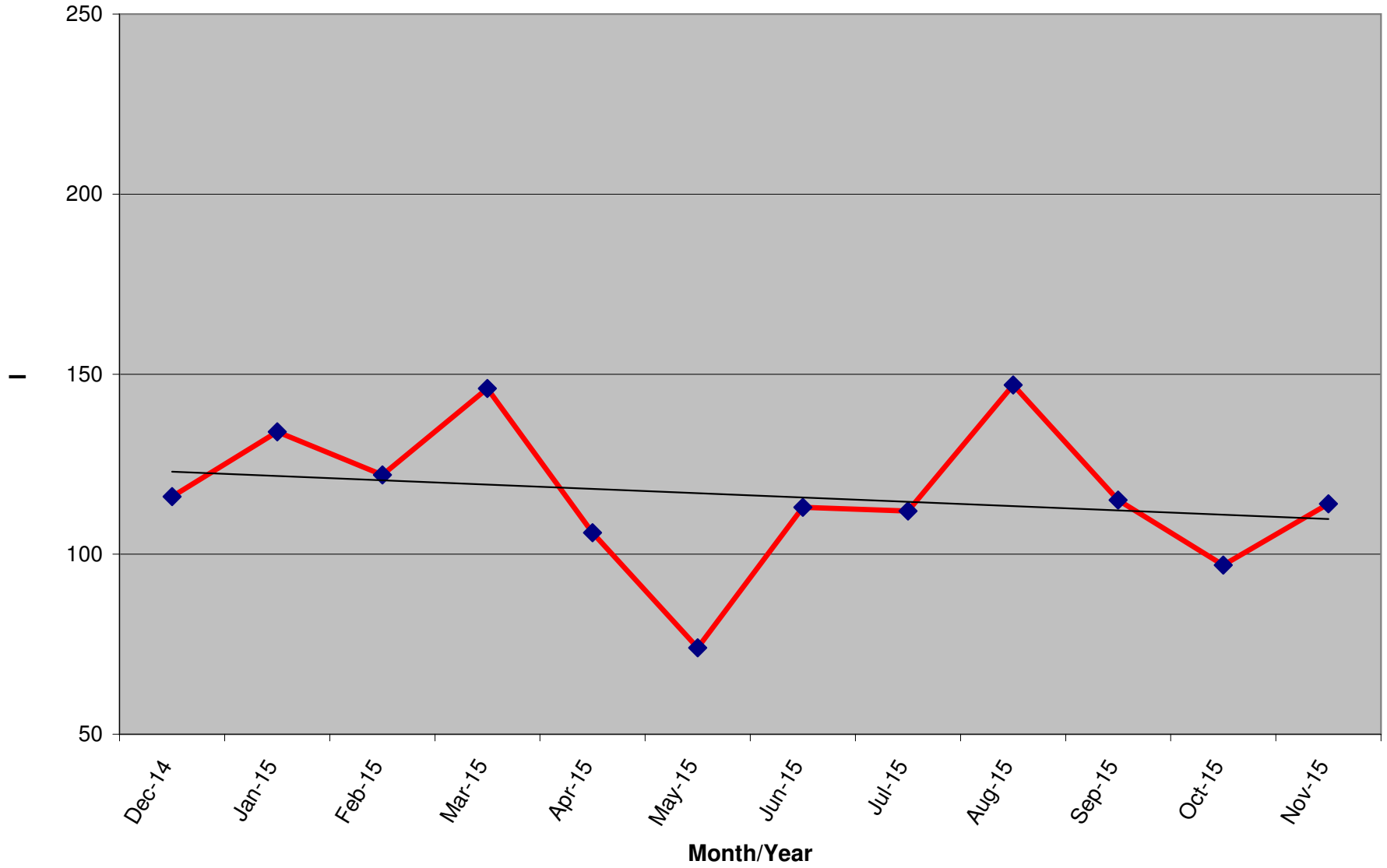
**Active Donors - Past 12 Months**



Lapsed - Dropped - Donors - Past 12 Months



### New Donors Past 12 Months



**Renew Donors - Past 12 Months**

