

Libertarian National Committee

"Donor" Totals - Jul-07

18 Month Comparison

	Feb-06	Mar-06	Apr-06	May-06	Jun-06	Jul-06	Aug-06	Sep-06	Oct-06	Nov-06	Dec-06	Jan-07	Feb-07	Mar-07	Apr-07	May-07	Jun-07	Jul-07
Active w-MEM	14097	13664	13620	13168	12541	12047	11504	11145	11350	11196	11014	11344	11921	12144	12333	12692	13133	13359
Active w/out MEM	1890	1770	1403	1322	1175	1034	900	862	880	824	778	803	891	965	852	791	792	817
Total	15987	15434	15023	14490	13716	13081	12404	12007	12230	12020	11792	12147	12812	13109	13185	13483	13925	14176
Percent Change	-3.65%	-3.46%	-2.66%	-3.55%	-5.34%	-4.63%	-5.18%	-3.20%	1.86%	-1.72%	-1.90%	3.01%	5.47%	2.32%	0.58%	2.26%	3.28%	1.80%

Lapsed MEM	801	1236	737	1132	1223	1117	1197	971	1189	1127	928	336	396	783	659	671	613	547
Lapes w/out MEM	206	239	439	155	535	178	190	57	92	60	56	22	22	35	114	70	49	49
Lapsed Total	1007	1475	1176	1287	1758	1295	1387	1028	1281	1187	984	358	418	818	773	741	662	596
Percent Change	-5.62%	46.47%	-20.27%	9.44%	36.60%	-26.34%	7.10%	-25.88%	24.61%	-7.34%	-17.10%	-63.62%	16.76%	95.69%	-5.50%	-4.14%	-10.66%	-9.97%

New Donors w-MEM	231	132	102	132	124	109	114	251	525	203	132	240	196	196	170	181	299	195
New w/out MEM	4	0	0	0	0	0	0	0	2	1	0	0	2	0	0	0	4	0
New Total	235	132	102	132	124	109	114	251	527	204	132	240	198	196	170	181	303	195
Percent Change	106.14%	-43.83%	-22.73%	29.41%	-6.06%	-12.10%	4.59%	120.18%	109.96%	-61.29%	-35.29%	81.82%	-17.50%	-1.01%	-13.27%	6.47%	67.40%	-35.64%

Renewed w-MEM	128	671	591	548	472	514	540	361	869	770	614	426	777	810	678	849	755	578
Renewed w/out MEM	295	119	72	74	388	37	56	19	112	3	10	47	108	109	1	9	46	74
Total Renewals	423	790	663	622	860	551	596	380	981	773	624	473	885	919	679	858	801	652
Percent Change	220.45%	86.76%	-16.08%	-6.18%	38.26%	-35.93%	8.17%	-36.24%	158.16%	-21.20%	-19.28%	-24.20%	87.10%	3.84%	-26.12%	54.20%	-6.64%	-18.60%

Active MEM	14097	13664	13620	13168	12541	12047	11504	11145	11350	11196	11014	11344	11921	12144	12333	12692	13133	13359
Zero Dues MEM	84327	85648	85820	86780	88936	89826	90928	91681	92187	93175	93718	93754	93537	93517	93438	93479	93163	93082
Total "MEM"	98424	99312	99440	99948	101477	101873	102432	102826	103537	104371	104732	105098	105458	105661	105771	106171	106296	106441
Percent Change	0.11%	0.90%	0.13%	0.51%	1.53%	0.39%	0.55%	0.38%	0.69%	0.81%	0.35%	0.35%	0.34%	0.19%	0.10%	0.38%	0.12%	0.14%

Last Year vs. This Year

	Jul-06	Jul-07
Active w-MEM	12047	13359
Active w/out MEM	1034	817
Total Active	13081	14176
Percent Change		8.37%

Active Donors w-MEM = 13359

Lapsed & Zero Dues MEM = 93082

Total "MEM" w-Signed Certificate = 106441

Lapsed	1295	596
Percent Change		-53.98%

Member Signed Certificate = "MEM"

New Donors	109	195
Percent Change		78.90%

Renewals	551	652
Percent Change		18.33%

Jul-07 MEMBERSHIP BY STATE --- ACTIVE AND NON ACTIVE

<u>STATE</u>	<u>TOTAL "MEM"</u>	<u>NON ACTIVE "MEM"</u>	<u>ACTIVE "MEM"</u>	<u>ACTIVE "SUB"</u>	<u>TOTAL "ACTIVE"</u>
AL	1255	1081	174	4	178
AK	597	529	68	2	70
AZ	2545	2235	310	23	333
AR	646	573	73	4	77
CA	17333	15367	1966	105	2071
CO	2862	2437	425	32	457
CT	1185	1004	181	15	196
DE	314	268	46	4	50
DC	290	256	34	1	35
FL	6095	5281	814	54	868
GA	5005	4489	516	26	542
HI	426	375	51	4	55
ID	592	531	61	1	62
IL	3545	3054	491	36	527
IN	2364	2058	306	19	325
IA	791	681	110	6	116
KS	969	810	159	7	166
KY	827	721	106	6	112
LA	746	632	114	4	118
ME	673	604	69	1	70
MD	1920	1648	272	21	293
MA	2465	2190	275	28	303
MI	4421	3951	470	20	490
MN	1615	1416	199	13	212
MS	446	397	49	8	57
MO	1795	1545	250	17	267

<u>STATE</u>	<u>TOTAL "MEM"</u>	<u>NON ACTIVE "MEM"</u>	<u>ACTIVE "MEM"</u>	<u>ACTIVE "SUB"</u>	<u>TOTAL "ACTIVE"</u>
MT	399	349	50	5	55
NE	443	384	59	5	64
NV	1407	1202	205	12	217
NH	1175	1019	156	9	165
NJ	2482	2180	302	23	325
NM	932	808	124	5	129
NY	3745	3201	544	41	585
NC	2486	2158	328	8	336
ND	131	111	20	1	21
OH	3576	3077	499	40	539
OK	749	652	97	4	101
OR	1874	1678	196	12	208
PA	4806	4275	531	26	557
RI	219	190	29	1	30
SC	1218	1070	148	8	156
SD	180	147	33	0	33
TN	1779	1525	254	5	259
TX	6418	5615	803	53	856
UT	899	808	91	3	94
VT	343	311	32	7	39
VA	3226	2726	500	24	524
WA	3603	3170	433	23	456
WV	491	437	54	0	54
WI	1462	1267	195	13	208
WY	260	217	43	0	43
OTHER	416	372	44	28	72

	<u>TOTAL "MEM"</u>	<u>NON ACTIVE "MEM"</u>	<u>ACTIVE "MEM"</u>	<u>ACTIVE "SUB"</u>	<u>TOTAL "ACTIVE"</u>
TOTALS	106441	93082	13359	817	14176

DEFINITIONS: MEM = Member Signed Certificate

Total MEM = Total # Constituents Per State w-Member Signed Certificate

NON ACTIVE MEM = Const w-Signed Certificate who are Lapsed or Inquires ("Zero Dues Member")

ACTIVE MEM = Current Dues Paying or Lifetime Donor w-Signed Certificate (By Law Definition of "Sustaining Member" and number used for delegate count)

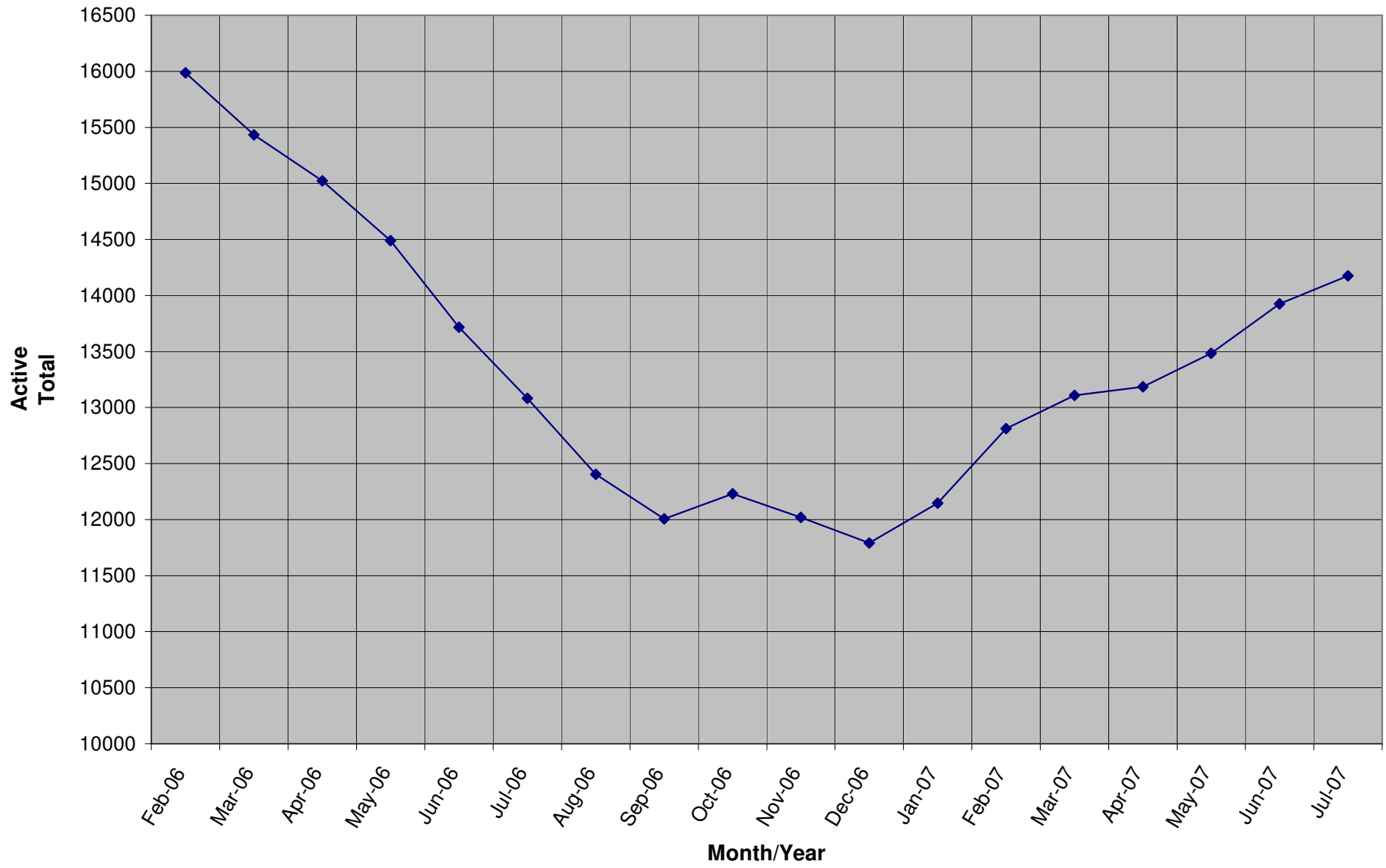
ACTIVE SUB (ACTIVE NON MEM) = Current Dues Paying or Lifetime Donors Whoe Have NOT Signed the Certificate (Formerly Called "Subscriber")

TOTAL ACTIVE = Current Dues Paying or Lifetime Donor

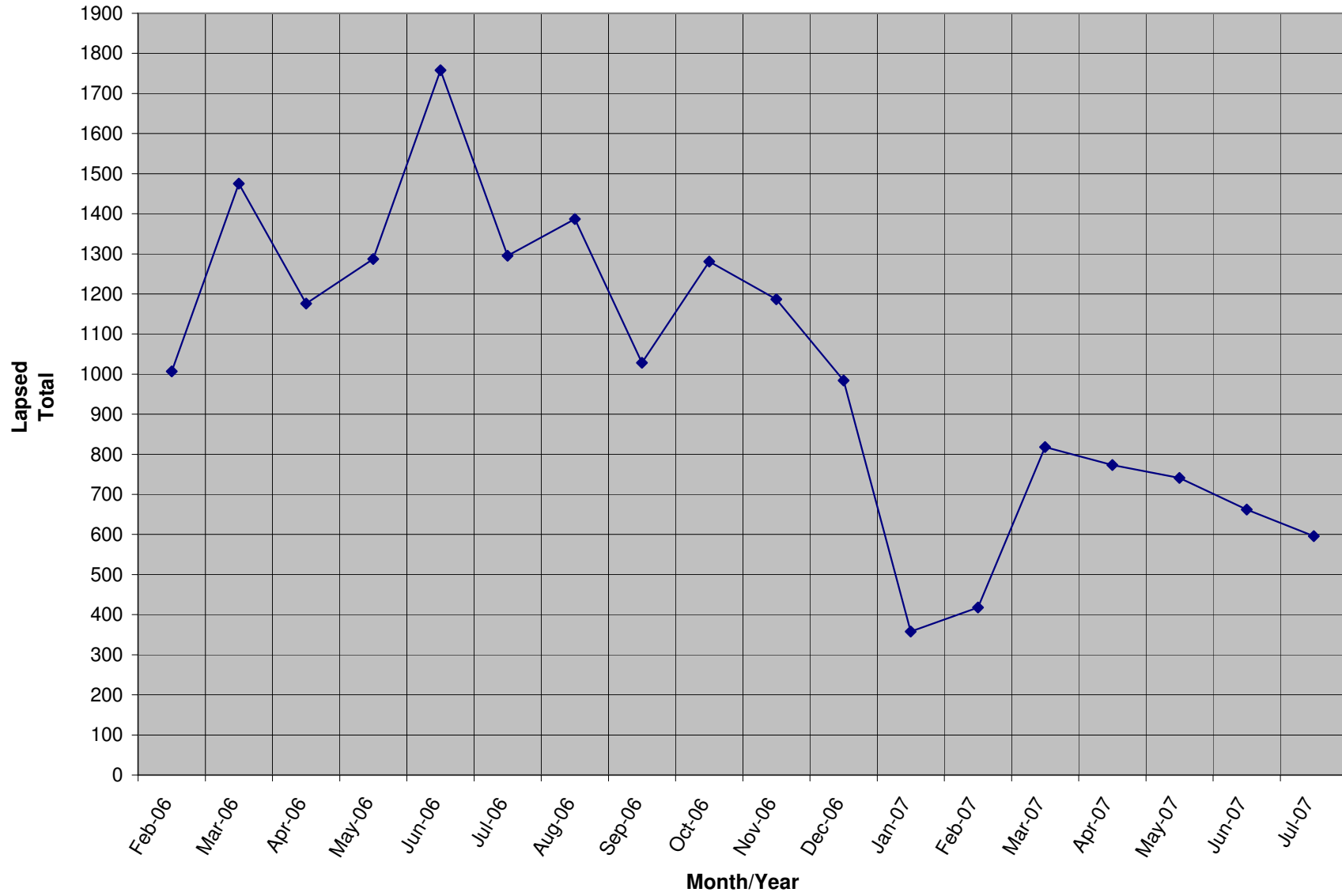
TOP 15 FOR DELEGATE COUNT:

<u>RANK</u>	<u>STATE</u>	<u>ACT MEM</u>
1	CA	1966
2	FL	814
3	TX	803
4	NY	544
5	PA	531
6	GA	516
7	VA	500
8	OH	499
9	IL	491
10	MI	470
11	WA	433
12	CO	425
13	NC	328
14	AZ	310
15	IN	306

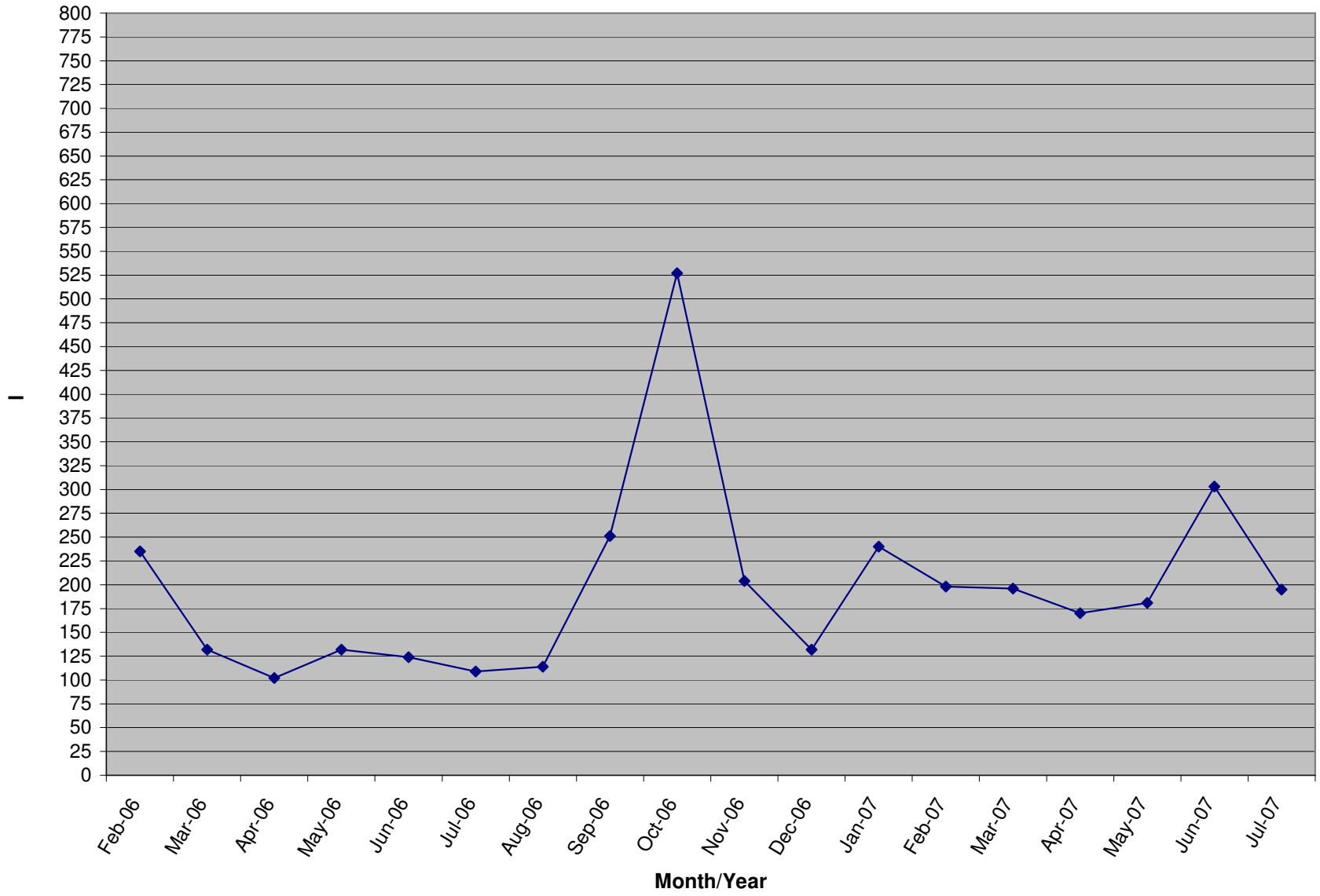
Active Donors



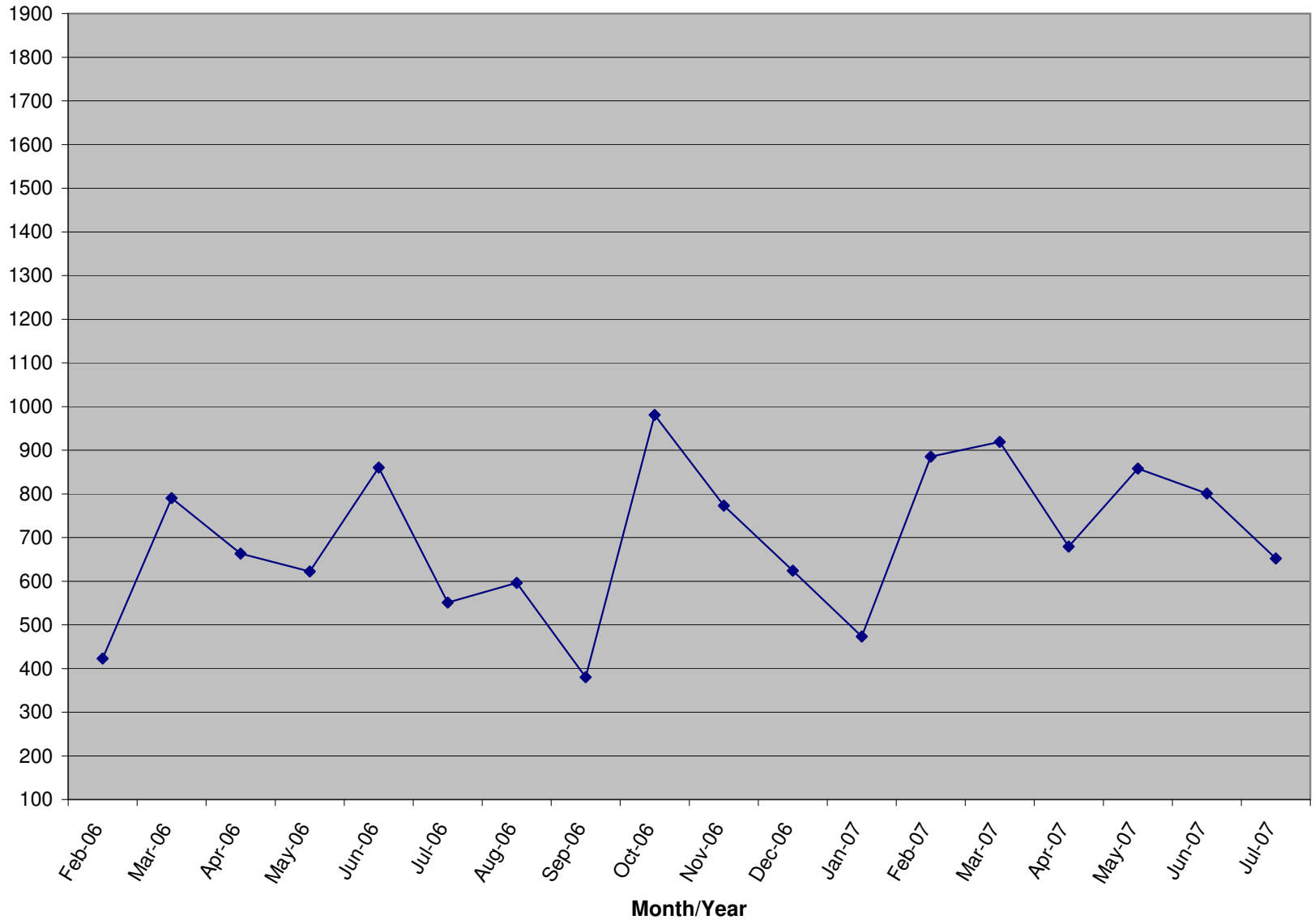
Lapsed Donors



New Donors



Renew Donors



MEM Total

