

Libertarian National Committee

"Donor" Totals - Apr-07

18 Month Comparison

	Nov-05	Dec-05	Jan-06	Feb-06	Mar-06	Apr-06	May-06	Jun-06	Jul-06	Aug-06	Sep-06	Oct-06	Nov-06	Dec-06	Jan-07	Feb-07	Mar-07	Apr-07
Active w-MEM	15896	15575	14795	14097	13664	13620	13168	12541	12047	11504	11145	11350	11196	11014	11344	11921	12144	12333
Active w/out MEM	2004	1838	1797	1890	1770	1403	1322	1175	1034	900	862	880	824	778	803	891	965	852
Total	17900	17413	16592	15987	15434	15023	14490	13716	13081	12404	12007	12230	12020	11792	12147	12812	13109	13185
Percent Change	-10.48%	-2.72%	-4.71%	-3.65%	-3.46%	-2.66%	-3.55%	-5.34%	-4.63%	-5.18%	-3.20%	1.86%	-1.72%	-1.90%	3.01%	5.47%	2.32%	0.58%
Lapsed MEM	2825	1696	970	801	1236	737	1132	1223	1117	1197	971	1189	1127	928	336	396	783	659
Lapes w/out MEM	207	125	97	206	239	439	155	535	178	190	57	92	60	56	22	22	35	114
Lapsed Total	3032	1821	1067	1007	1475	1176	1287	1758	1295	1387	1028	1281	1187	984	358	418	818	773
Percent Change	33.86%	-39.94%	-41.41%	-5.62%	46.47%	-20.27%	9.44%	36.60%	-26.34%	7.10%	-25.88%	24.61%	-7.34%	-17.10%	-63.62%	16.76%	95.69%	-5.50%
New Donors w-MEM	135	175	111	231	132	102	132	124	109	114	251	525	203	132	240	196	196	170
New w/out MEM	5	3	3	4	0	0	0	0	0	0	0	2	1	0	0	2	0	0
New Total	140	178	114	235	132	102	132	124	109	114	251	527	204	132	240	198	196	170
Percent Change	-27.46%	27.14%	-35.96%	106.14%	-43.83%	-22.73%	29.41%	-6.06%	-12.10%	4.59%	120.18%	109.96%	-61.29%	-35.29%	81.82%	-17.50%	-1.01%	-13.27%
Renewed w-MEM	756	956	79	128	671	591	548	472	514	540	361	869	770	614	426	777	810	678
Renewed w/out MEM	41	63	53	295	119	72	74	388	37	56	19	112	3	10	47	108	109	1
Total Renewals	797	1019	132	423	790	663	622	860	551	596	380	981	773	624	473	885	919	679
Percent Change	-56.38%	27.85%	-87.05%	220.45%	86.76%	-16.08%	-6.18%	38.26%	-35.93%	8.17%	-36.24%	158.16%	-21.20%	-19.28%	-24.20%	87.10%	3.84%	-26.12%
Active MEM	15896	15575	14795	14097	13664	13620	13168	12541	12047	11504	11145	11350	11196	11014	11344	11921	12144	12333
Zero Dues MEM	n/a	83083	83516	84327	85648	85820	86780	88936	89826	90928	91681	92187	93175	93718	93754	93537	93517	93438
Total "MEM"	n/a	98658	98311	98424	99312	99440	99948	101477	101873	102432	102826	103537	104371	104732	105098	105458	105661	105771
Percent Change	n/a	n/a	-0.35%	0.11%	0.90%	0.13%	0.51%	1.53%	0.39%	0.55%	0.38%	0.69%	0.81%	0.35%	0.35%	0.34%	0.19%	0.10%

Last Year vs. This Year

	Apr-06	Apr-07		
Active w-MEM	13620	12333	Active Donors w-MEM =	12333
Active w/out MEM	1403	852	Lapsed & Zero Dues MEM =	93438
Total Active	15023	13185	Total "MEM" w-Signed Certificate =	105771
Percent Change		-12.23%	Member Signed Certificate = "MEM"	
Lapsed	1176	773		
Percent Change		-34.27%		
New Donors	102	170		
Percent Change		66.67%		
Renewals	663	679		
Percent Change		2.41%		

Apr-07 MEMBERSHIP BY STATE --- ACTIVE AND NON ACTIVE

<u>STATE</u>	<u>TOTAL "MEM"</u>	<u>NON ACTIVE "MEM"</u>	<u>ACTIVE "MEM"</u>	<u>ACTIVE "SUB"</u>	<u>TOTAL "ACTIVE"</u>
AL	1239	1066	173	5	178
AK	597	538	59	3	62
AZ	2502	2216	286	23	309
AR	644	584	60	4	64
CA	17328	15512	1816	115	1931
CO	2819	2456	363	34	397
CT	1180	1011	169	17	186
DE	313	270	43	3	46
DC	294	263	31	2	33
FL	6028	5276	752	51	803
GA	4991	4480	511	28	539
HI	414	366	48	3	51
ID	586	537	49	1	50
IL	3529	3077	452	32	484
IN	2362	2078	284	16	300
IA	787	690	97	4	101
KS	948	821	127	10	137
KY	815	718	97	8	105
LA	740	634	106	3	109
ME	672	606	66	2	68
MD	1884	1640	244	25	269
MA	2458	2191	267	26	293
MI	4406	3950	456	25	481
MN	1602	1418	184	14	198
MS	442	400	42	10	52
MO	1780	1544	236	15	251

<u>STATE</u>	<u>TOTAL "MEM"</u>	<u>NON ACTIVE "MEM"</u>	<u>ACTIVE "MEM"</u>	<u>ACTIVE "SUB"</u>	<u>TOTAL "ACTIVE"</u>
MT	386	345	41	4	45
NE	439	383	56	5	61
NV	1384	1208	176	11	187
NH	1171	1021	150	11	161
NJ	2471	2182	289	23	312
NM	930	822	108	6	114
NY	3723	3226	497	39	536
NC	2470	2160	310	8	318
ND	130	111	19	1	20
OH	3551	3096	455	38	493
OK	742	651	91	4	95
OR	1867	1688	179	13	192
PA	4780	4302	478	24	502
RI	216	189	27	1	28
SC	1235	1102	133	8	141
SD	178	150	28	0	28
TN	1760	1514	246	5	251
TX	6349	5609	740	60	800
UT	896	810	86	6	92
VT	344	310	34	7	41
VA	3199	2730	469	22	491
WA	3588	3208	380	22	402
WV	481	429	52	2	54
WI	1451	1268	183	15	198
WY	257	218	39	0	39
OTHER	413	364	49	38	87

	<u>TOTAL "MEM"</u>	<u>NON ACTIVE "MEM"</u>	<u>ACTIVE "MEM"</u>	<u>ACTIVE "SUB"</u>	<u>TOTAL "ACTIVE"</u>
TOTALS	105771	93438	12333	852	13185

DEFINITIONS: MEM = Member Signed Certificate

Total MEM = Total # Constituents Per State w-Member Signed Certificate

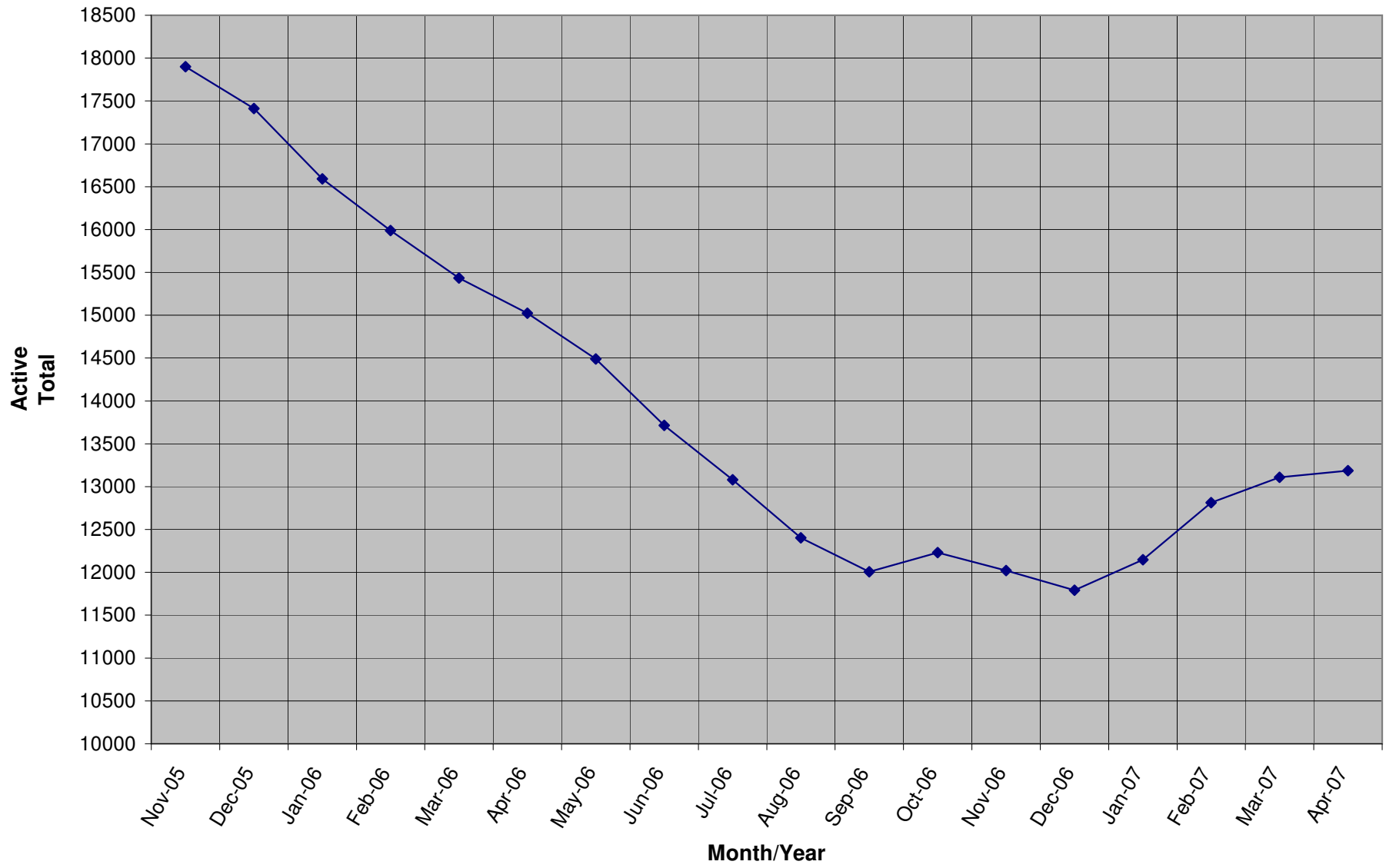
NON ACTIVE MEM = Const w-Signed Certificate who are Lapsed or Inquires ("Zero Dues Member")

ACTIVE MEM = Current Dues Paying or Lifetime Donor w-Signed Certificate (Formerly Called "Member" and number used for delegate count)

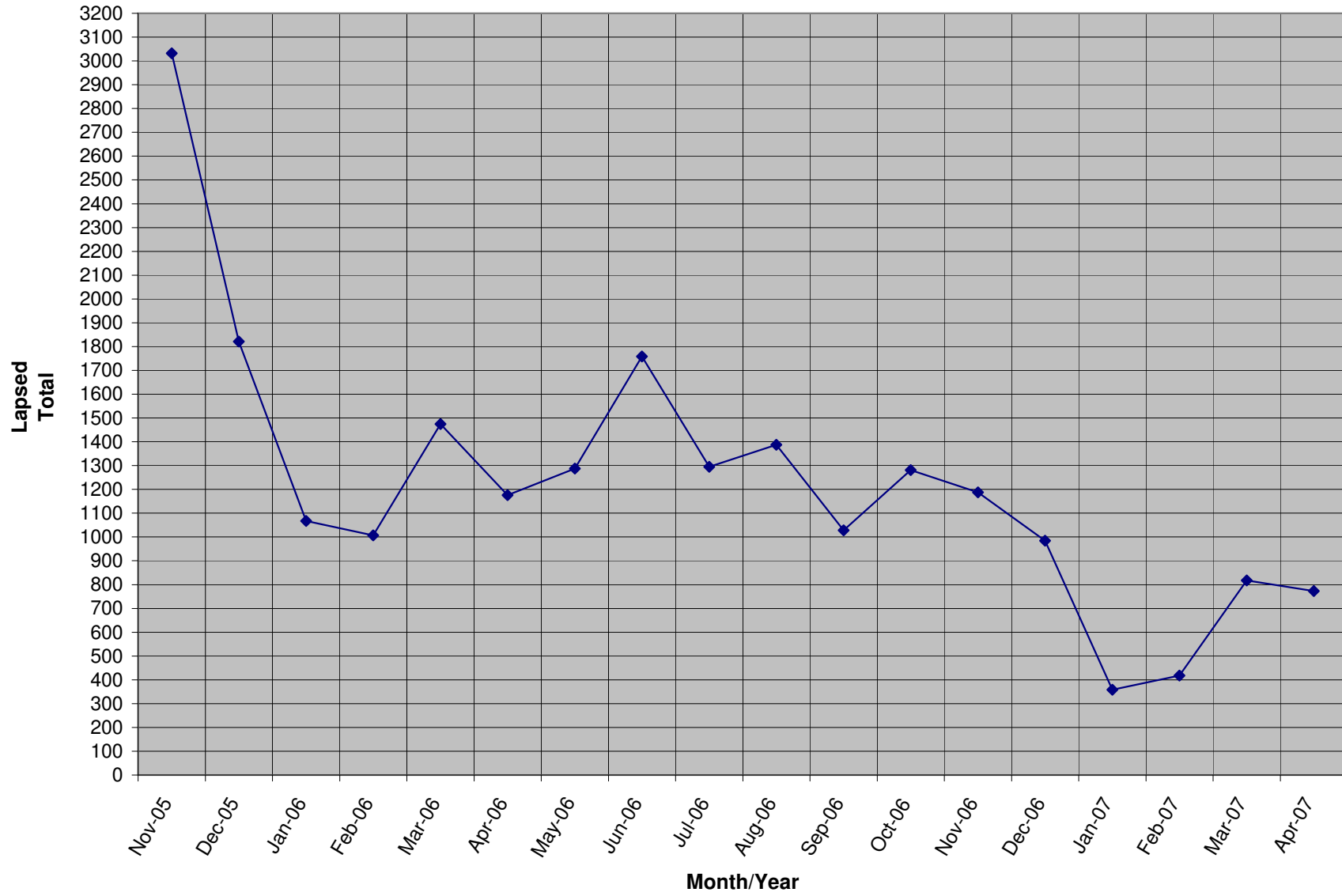
ACTIVE SUB (ACTIVE NON MEM) = Current Dues Paying or Lifetime Donors Whoe Have NOT Signed the Certificate (Formerly Called "Subscriber")

TOTAL ACTIVE = Current Dues Paying or Lifetime Donor

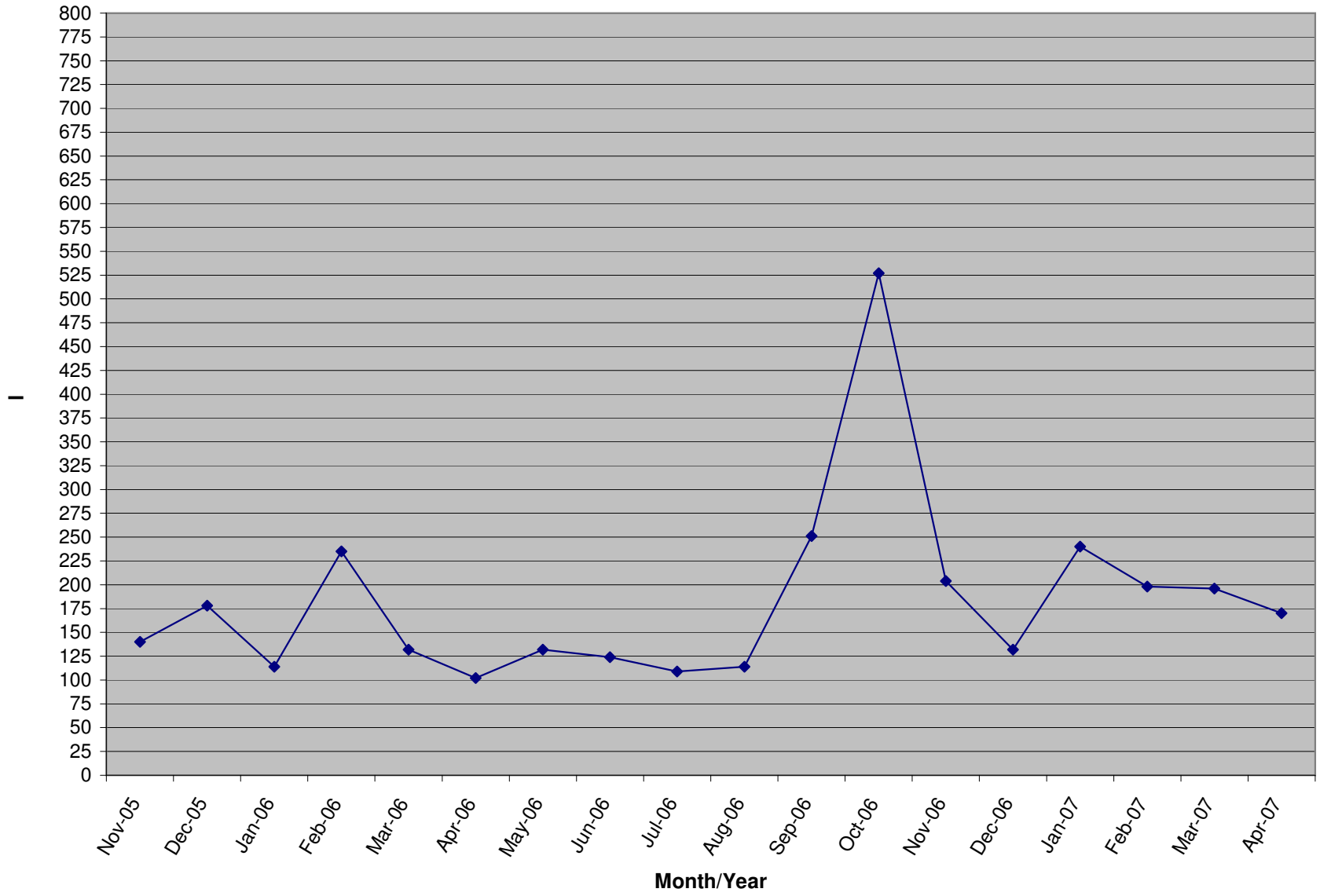
Active Donors



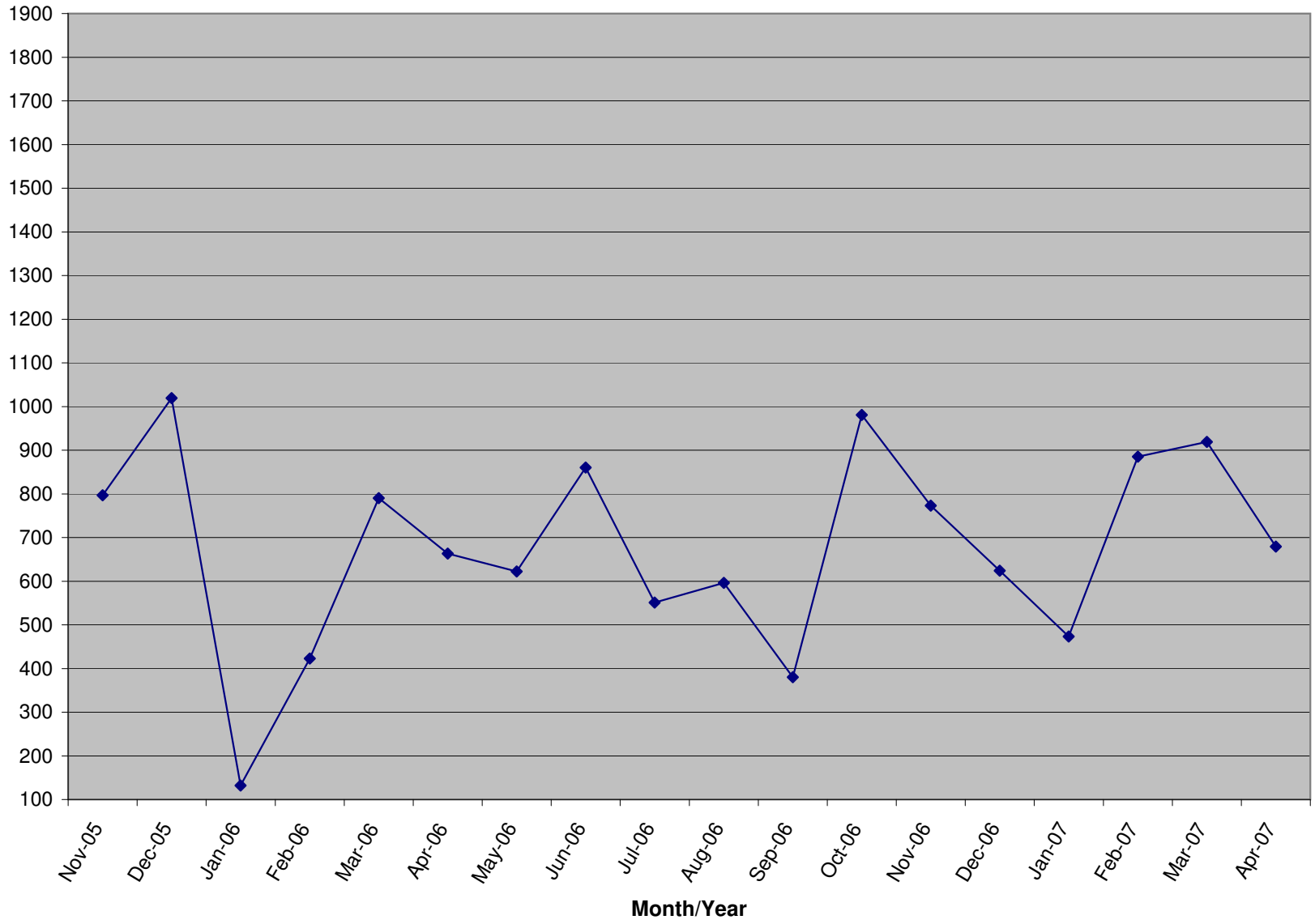
Lapsed Donors



New Donors



Renew Donors



MEM Total

