

Libertarian National Committee - Membership Report

"Donor" Totals - Jul-16

4 Year & 12 Month Comparison

	Dec-12	Dec-13	Dec-14	Dec-15	Jul-15	Aug-15	Sep-15	Oct-15	Nov-15	Dec-15	Jan-16	Feb-16	Mar-16	Apr-16	May-16	Jun-16	Jul-16
Active w-MEM	13749	13670	12053	11184	11649	11708	11715	11399	11198	11184	11183	11413	11824	12509	14532	15477	16656
Active w/out MEM	1194	967	747	509	536	527	522	517	513	509	497	514	507	519	787	981	1223
Total Active Donors	14943	14637	12800	11693	12185	12235	12237	11916	11711	11693	11680	11927	12331	13028	15319	16458	17879
Percent Change	4.30%	-2.05%	-12.55%	-0.15%	-0.01%	0.41%	0.02%	-2.62%	-1.72%	-0.15%	-0.11%	2.11%	3.39%	5.65%	17.59%	7.44%	8.63%
Lapsed/Drop MEM	1381	1245	1733	909	595	555	568	1044	679	909	663	612	837	718	465	662	514
Lapse w/out MEM	76	82	203	30	27	30	28	46	29	30	44	40	41	20	10	14	10
Lapsed/Drop Total	1457	1327	1936	939	622	585	596	1090	708	939	707	652	878	738	475	676	524
Percent Change	0.28%	-8.92%	45.89%	32.63%	20.31%	-5.95%	1.88%	82.89%	-35.05%	32.63%	-24.71%	-7.78%	34.66%	-15.95%	-35.64%	42.32%	-22.49%
New Donors w-MEM	240	267	110	103	107	137	103	87	104	103	145	308	524	675	1393	1184	1181
New w/out MEM	38	168	6	6	5	10	12	10	10	6	3	15	22	31	176	163	230
New Total	278	435	116	109	112	147	115	97	114	109	148	323	546	706	1569	1347	1411
Percent Change	-1.42%	56.47%	-73.33%	-4.39%	-0.88%	31.25%	-21.77%	-15.65%	17.53%	-4.39%	35.78%	118.24%	69.04%	29.30%	122.24%	-14.15%	4.75%
Renewed w-MEM	708	966	729	792	497	477	472	641	374	792	517	534	724	728	1095	423	512
Renewed w/out MEM	57	55	14	20	12	11	11	31	15	20	29	42	12	1	102	45	22
Total Renewals	765	1021	743	812	509	488	483	672	389	812	546	576	736	729	1197	468	534
Percent Change	-20.40%	33.46%	-27.23%	108.74%	38.69%	-4.13%	-1.02%	39.13%	-42.11%	108.74%	-32.76%	5.49%	27.78%	-0.95%	64.20%	-60.90%	14.10%
Total "MEM"	126900	130507	133400	135197	134618	134779	134870	134974	135104	135197	135417	135980	136797	137539	139513	140413	141889
Percent Change	4.14%	2.84%	2.22%	0.07%	0.11%	0.12%	0.07%	0.08%	0.10%	0.07%	0.16%	0.42%	0.60%	0.54%	1.44%	0.65%	1.05%
Total "LIFETIME"	2208	2295	2446	2458	2455	2456	2456	2456	2457	2458	2459	2461	2461	2473	2501	2514	2531
Total "BSM"	13824	13869	12526	11045	11625	11612	11593	11247	11173	11045	11112	11400	11768	12461	14554	15448	16759

Last Year vs. This Year

	Jul-15	Jul-16	Change	12 Mo Ave		
Active w-MEM	11649	16656	42.98%	12567	<u>Active Donors w-MEM =</u>	16656
Active w/out MEM	536	1223	128.17%	635	<u>Lapsed & Zero Dues MEM =</u>	125233
Total Active Donors	12185	17879	46.73%	13201	<u>Total "MEM" w-Signed Certificate =</u>	141889
Lapsed/Dropped	622	524	-15.76%	714	<u>Member Signed Certificate =</u>	"MEM"
New Donors	112	1411	1159.82%	553	<u>Total "BSM" =</u>	16759
Renewals	509	534	4.91%	636	<u>Bylaws Defined Sustaining Member =</u>	"BSM"

Jul-16 MEMBERSHIP BY STATE --- ACTIVE AND NON ACTIVE

STATE	TOTAL "MEM"	ACTIVE "MEM"	ACTIVE "SUB"	TOTAL "ACTIVE"	TOTAL "BSM"
AK	694	78	1	79	77
AL	1852	230	10	240	236
AR	945	111	7	118	107
AZ	3321	376	25	401	375
CA	19805	1882	156	2038	1890
CO	3907	524	40	564	525
CT	1550	191	22	213	194
DC	411	43	6	49	48
DE	408	45	3	48	47
FL	8400	975	80	1055	985
GA	6148	511	39	550	514
HI	559	79	5	84	79
IA	1099	167	10	177	168
ID	789	74	6	80	75
IL	4717	578	49	627	587
IN	3438	528	20	548	537
KS	1291	169	6	175	171
KY	1260	161	4	165	163
LA	1172	166	12	178	172
MA	2963	287	26	313	281
MD	2586	335	29	364	337
ME	831	77	3	80	78
MI	5388	549	29	578	550
MN	2162	260	24	284	262
MO	2499	329	20	349	325
MS	765	98	5	103	100

STATE	TOTAL "MEM"	ACTIVE "MEM"	ACTIVE "SUB"	TOTAL "ACTIVE"	TOTAL "BSM"
MT	530	65	5	70	65
NC	3554	422	32	454	427
ND	248	50	3	53	49
NE	706	107	5	112	107
NH	1422	171	13	184	172
NJ	3202	353	37	390	349
NM	1183	148	18	166	147
NV	1960	198	16	214	201
NY	5306	738	70	808	735
OH	5474	699	27	726	715
OK	1121	142	12	154	145
OR	2265	182	25	207	181
PA	6168	642	53	695	648
RI	333	47	2	49	47
SC	1931	255	13	268	255
SD	278	45	2	47	47
TN	2588	369	13	382	366
TX	9668	1319	99	1418	1315
UT	1228	138	14	152	141
VA	5060	724	45	769	735
VT	416	43	3	46	41
WA	4566	515	43	558	522
WI	2082	282	19	301	283
WV	637	60	3	63	64
WY	323	36	1	37	37
XX	680	83	13	96	82

SUSTAINING MEMBERSHIP STATE RANKINGS - "BSM"

State	Total BSM	Rank	State	Total BSM	Rank
CA	1890	1	OR	181	27
TX	1315	2	LA	172	28
FL	985	3	NH	172	29
NY	735	4	KS	171	30
VA	735	5	IA	168	31
OH	715	6	KY	163	32
PA	648	7	NM	147	33
IL	587	8	OK	145	34
M	550	9	UT	141	35
IN	537	10	AR	107	36
CO	525	11	NE	107	37
WA	522	12	MS	100	38
GA	514	13	HI	79	39
NC	427	14	ME	78	40
AZ	375	15	AK	77	41
TN	366	16	ID	75	42
NJ	349	17	MT	65	43
MD	337	18	WV	64	44
MO	325	19	ND	49	45
VI	283	20	DC	48	46
MA	281	21	DE	47	47
MN	262	22	RI	47	48
SC	255	23	SD	47	49
AL	236	24	VT	41	50
NV	201	25	WY	37	51
CT	194	26	XX	82	52

	TOTAL "MEM"	ACTIVE "MEM"	ACTIVE "SUB"	TOTAL "ACTIVE"	TOTAL "BSM"
TOTALS	141889	16656	1223	17879	16759

DEFINITIONS: MEM = Member Signed Certificate

Total MEM = Total # Constituents Per State w-Member Signed Certificate

ACTIVE MEM = Current Dues Paying or Lifetime Donor w-Signed Certificate

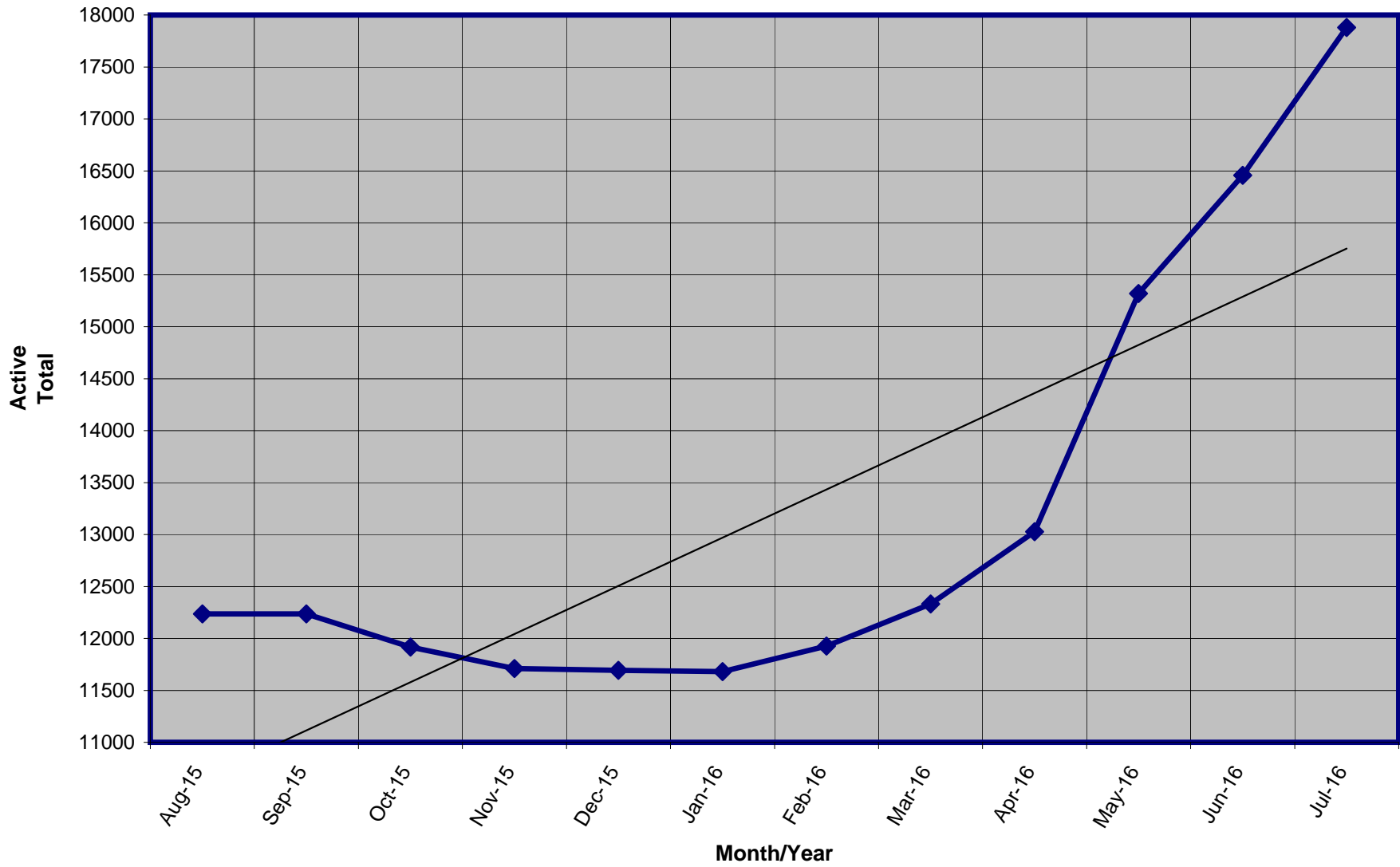
ACTIVE SUB (ACTIVE NON MEM) = Current Dues Paying or Lifetime Donors Who Have NOT Signed the Certificate (Formerly Called "Subscriber")

TOTAL ACTIVE = Current Dues Paying or Lifetime Donor

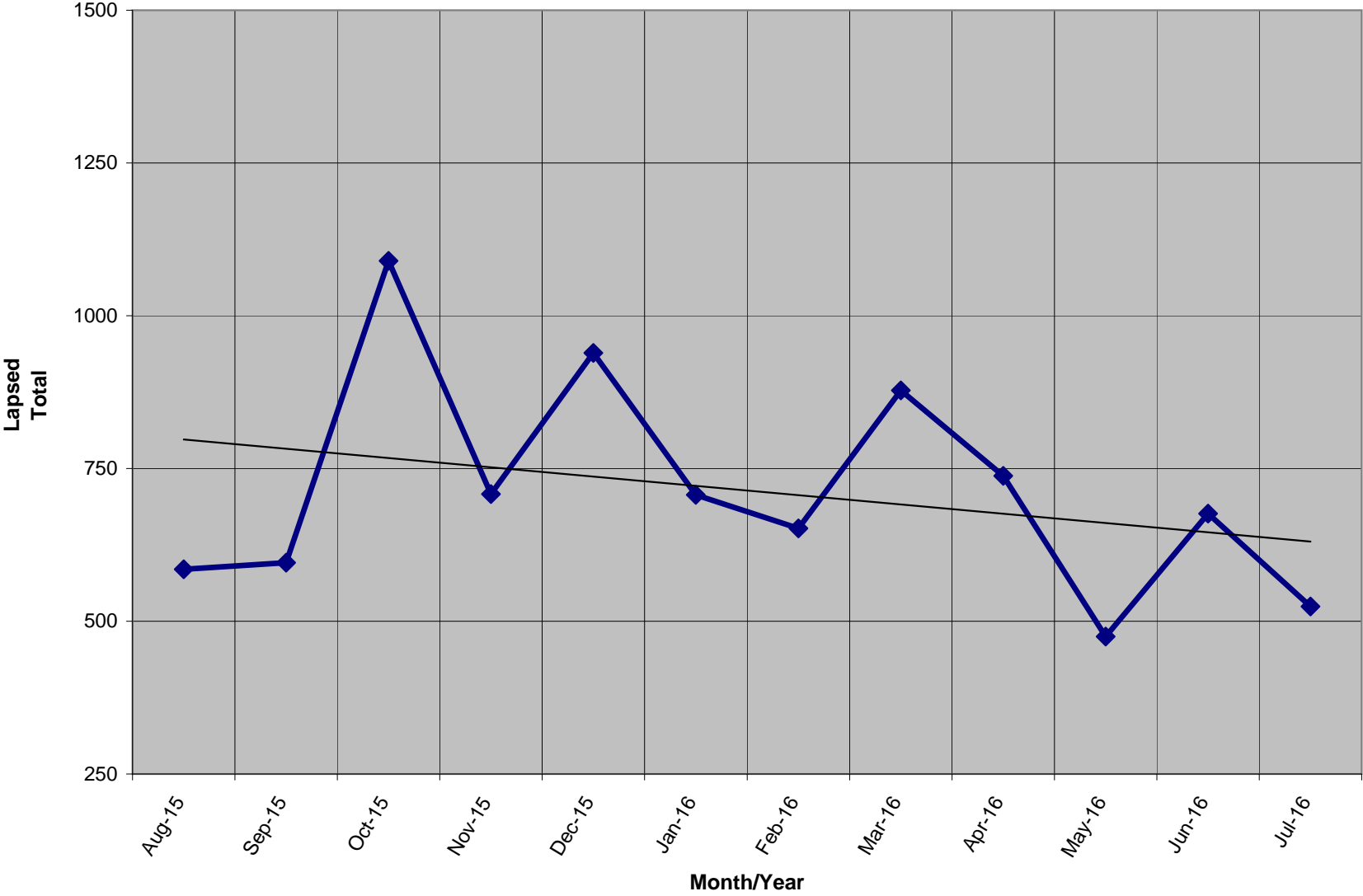
BSM = By Law Definition of "Sustaining Member" and number used for delegate count

(Art 5-3: "Sustaining member" is any Party member who has given at least \$25 to the Party in the prior twelve months, or who is a life member.)

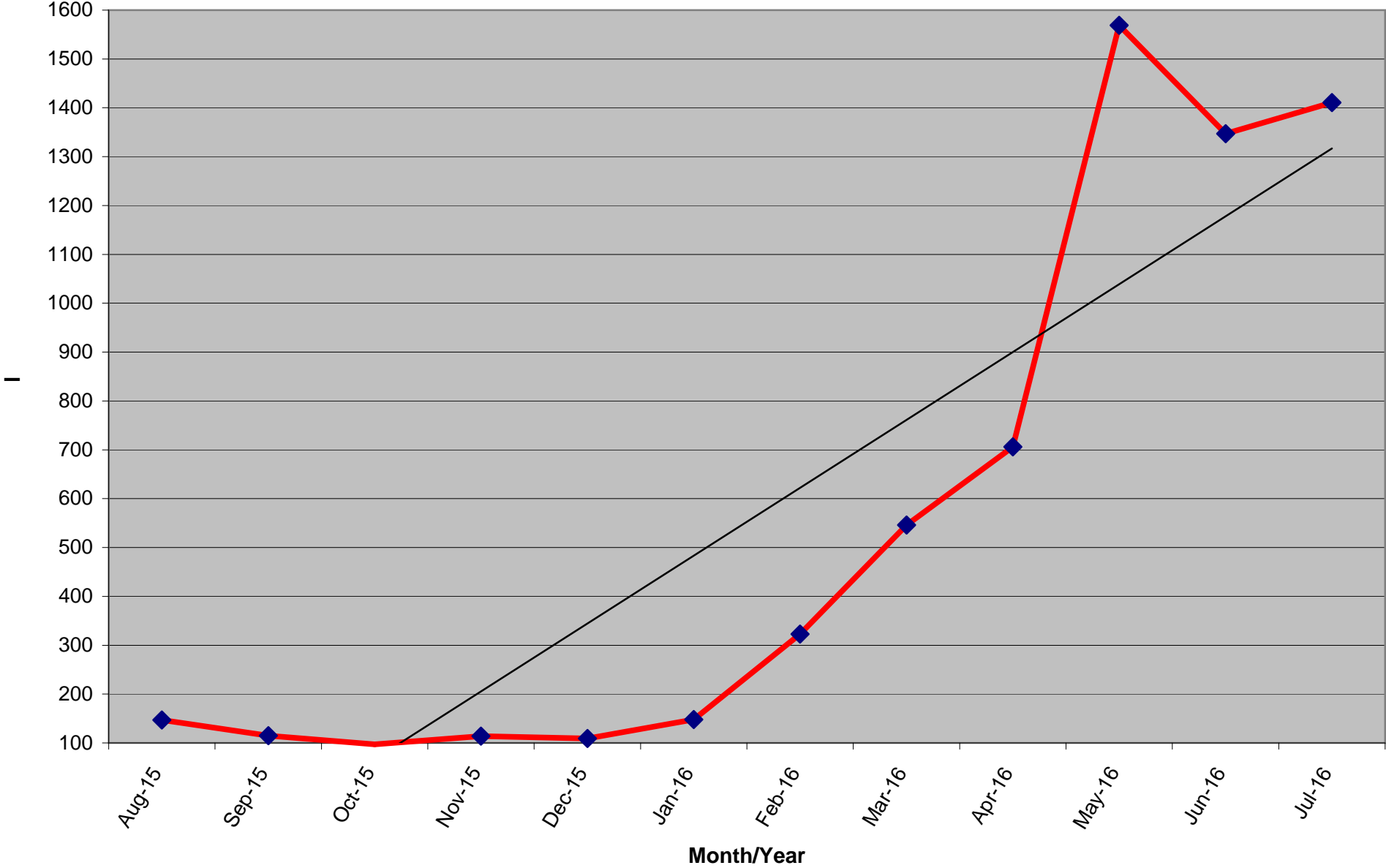
Active Donors - Past 12 Months



Lapsed - Dropped - Donors - Past 12 Months



New Donors Past 12 Months



Renew Donors - Past 12 Months

