

Libertarian National Committee - Membership Report

"Donor" Totals - Jan-08

18 Month Comparison

	Aug-06	Sep-06	Oct-06	Nov-06	Dec-06	Jan-07	Feb-07	Mar-07	Apr-07	May-07	Jun-07	Jul-07	Aug-07	Sep-07	Oct-07	Nov-07	Dec-07	Jan-08
Active w-MEM	11504	11145	11350	11196	11014	11344	11921	12144	12333	12692	13133	13359	13551	13492	13149	13309	14181	14171
Active w/out MEM	900	862	880	824	778	803	891	965	852	791	792	817	822	794	769	771	924	941
Total	12404	12007	12230	12020	11792	12147	12812	13109	13185	13483	13925	14176	14373	14286	13918	14080	15105	15112
Percent Change	-5.18%	-3.20%	1.86%	-1.72%	-1.90%	3.01%	5.47%	2.32%	0.58%	2.26%	3.28%	1.80%	1.39%	-0.61%	-2.58%	1.16%	7.28%	0.05%

Lapsed MEM	1197	971	1189	1127	928	336	396	783	659	671	613	547	587	743	1367	812	718	724
Lapes w/out MEM	190	57	92	60	56	22	22	35	114	70	49	49	52	35	60	24	13	27
Lapsed Total	1387	1028	1281	1187	984	358	418	818	773	741	662	596	639	778	1427	836	731	751
Percent Change	7.10%	-25.88%	24.61%	-7.34%	-17.10%	-63.62%	16.76%	95.69%	-5.50%	-4.14%	-10.66%	-9.97%	7.21%	21.75%	83.42%	-41.42%	-12.56%	2.74%

New Donors w-MEM	114	251	525	203	132	240	196	196	170	181	299	195	244	230	285	165	319	228
New w/out MEM	0	0	2	1	0	0	2	0	0	0	4	0	0	0	0	1	83	33
New Total	114	251	527	204	132	240	198	196	170	181	303	195	244	230	285	166	402	261
Percent Change	4.59%	120.18%	109.96%	-61.29%	-35.29%	81.82%	-17.50%	-1.01%	-13.27%	6.47%	67.40%	-35.64%	25.13%	-5.74%	23.91%	-41.75%	142.17%	-35.07%

Renewed w-MEM	540	361	869	770	614	426	777	810	678	849	755	578	535	454	739	807	1271	486
Renewed w/out MEM	56	19	112	3	10	47	108	109	1	9	46	74	57	7	35	25	83	11
Total Renewals	596	380	981	773	624	473	885	919	679	858	801	652	592	461	774	832	1354	497
Percent Change	8.17%	-36.24%	158.16%	-21.20%	-19.28%	-24.20%	87.10%	3.84%	-26.12%	54.20%	-6.64%	-18.60%	-9.20%	-22.13%	67.90%	7.49%	62.74%	-63.29%

Active MEM	11504	11145	11350	11196	11014	11344	11921	12144	12333	12692	13133	13359	13551	13492	13149	13309	14181	14171
Zero Dues MEM	90928	91681	92187	93175	93718	93754	93537	93517	93438	93479	93163	93082	93127	93410	94021	94018	93567	93824
Total "MEM"	102432	102826	103537	104371	104732	105098	105458	105661	105771	106171	106296	106441	106678	106902	107170	107327	107748	107995
Percent Change	0.55%	0.38%	0.69%	0.81%	0.35%	0.35%	0.34%	0.19%	0.10%	0.38%	0.12%	0.14%	0.22%	0.21%	0.25%	0.15%	0.39%	0.23%

Total "LIFETIME"	n/a	n/a	n/a	n/a	1861	n/a	n/a	n/a	n/a	n/a	n/a	n/a	n/a	n/a	1908	1918	1921	1930	1930
-------------------------	------------	------------	------------	------------	-------------	------------	------------	------------	------------	------------	------------	------------	------------	------------	-------------	-------------	-------------	-------------	-------------

Last Year vs. This Year

	Jan-07	Jan-08	Change
Active w-MEM	11344	14171	24.92%
Active w/out MEM	803	941	17.19%
Total Active	12147	15112	24.41%
Lapsed	358	751	109.78%
New Donors	240	261	8.75%
Renewals	473	497	5.07%

Active Donors w-MEM = 14171

Lapsed & Zero Dues MEM = 93824

Total "MEM" w-Signed Certificate = 107995

Member Signed Certificate = "MEM"

Jan-08 MEMBERSHIP BY STATE --- ACTIVE AND NON ACTIVE

<u>STATE</u>	<u>TOTAL "MEM"</u>	<u>NON ACTIVE "MEM"</u>	<u>ACTIVE "MEM"</u>	<u>ACTIVE "SUB"</u>	<u>TOTAL "ACTIVE"</u>
AL	1269	1089	180	8	188
AK	602	530	72	1	73
AZ	2606	2260	346	26	372
AR	659	583	76	6	82
CA	17463	15384	2079	125	2204
CO	2922	2459	463	38	501
CT	1206	1018	188	16	204
DE	325	274	51	4	55
DC	288	256	32	4	36
FL	6221	5353	868	61	929
GA	5040	4525	515	26	541
HI	432	381	51	5	56
ID	601	538	63	2	65
IL	3602	3086	516	38	554
IN	2399	2066	333	25	358
IA	796	682	114	5	119
KS	992	822	170	7	177
KY	840	733	107	7	114
LA	756	640	116	6	122
ME	677	603	74	7	81
MD	1952	1665	287	26	313
MA	2483	2216	267	29	296
MI	4456	3939	517	26	543
MN	1639	1430	209	14	223
MS	454	409	45	8	53
MO	1809	1550	259	19	278

<u>STATE</u>	<u>TOTAL "MEM"</u>	<u>NON ACTIVE "MEM"</u>	<u>ACTIVE "MEM"</u>	<u>ACTIVE "SUB"</u>	<u>TOTAL "ACTIVE"</u>
MT	402	349	53	7	60
NE	457	396	61	4	65
NV	1445	1222	223	16	239
NH	1198	1037	161	14	175
NJ	2512	2203	309	24	333
NM	940	805	135	6	141
NY	3800	3241	559	54	613
NC	2541	2186	355	19	374
ND	129	109	20	1	21
OH	3654	3074	580	47	627
OK	767	658	109	8	117
OR	1902	1682	220	13	233
PA	4878	4303	575	29	604
RI	220	191	29	1	30
SC	1274	1015	259	12	271
SD	181	148	33	1	34
TN	1817	1555	262	7	269
TX	6513	5722	791	52	843
UT	904	805	99	7	106
VT	351	312	39	6	45
VA	3280	2773	507	22	529
WA	3649	3215	434	20	454
WV	497	442	55	1	56
WI	1481	1273	208	16	224
WY	262	223	39	2	41
OTHER	452	394	58	13	71

	<u>TOTAL "MEM"</u>	<u>NON ACTIVE "MEM"</u>	<u>ACTIVE "MEM"</u>	<u>ACTIVE "SUB"</u>	<u>TOTAL "ACTIVE"</u>
TOTALS	107995	93824	14171	941	15112

STATE RANKINGS - TOP 15

Rank	State	Active Members	Percent of Total	Active Subscribers	Total Active
1	CA	2079	14.70%	125	2204
2	FL	868	6.10%	61	929
3	TX	791	5.60%	52	843
4	OH	580	4.10%	47	627
5	PA	575	4.10%	29	604
6	NY	559	3.90%	54	613
7	MI	517	3.60%	26	543
8	IL	516	3.60%	38	554
9	GA	515	3.60%	26	541
10	VA	507	3.60%	22	529
11	CO	463	3.30%	38	501
12	WA	434	3.10%	20	454
13	NC	355	2.50%	19	374
14	AZ	346	2.40%	26	372
15	IN	333	2.30%	25	358

DEFINITIONS: MEM = Member Signed Certificate

Total MEM = Total # Constituents Per State w-Member Signed Certificate

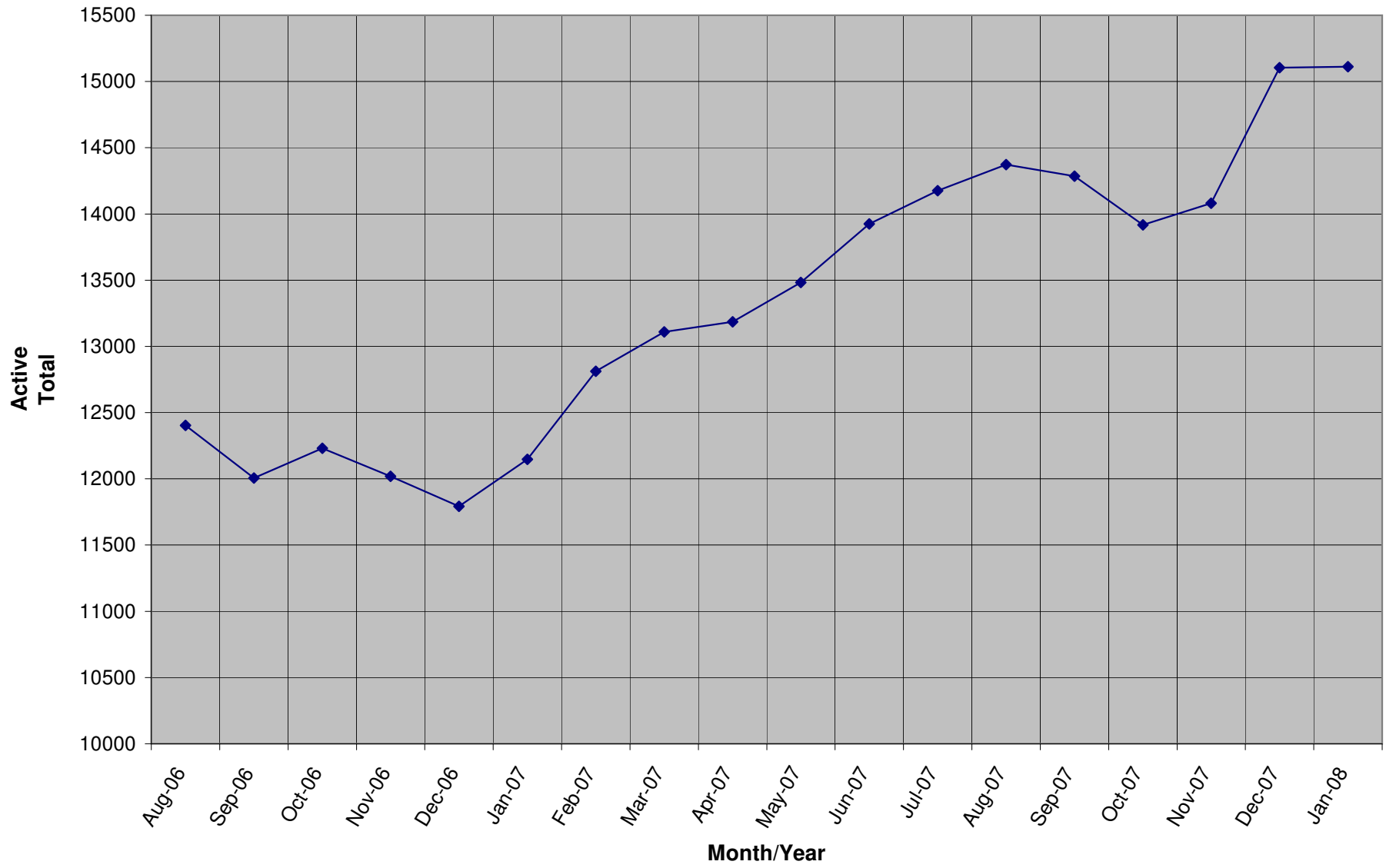
NON ACTIVE MEM = Const w-Signed Certificate who are Lapsed or Inquires ("Zero Dues Member")

ACTIVE MEM = Current Dues Paying or Lifetime Donor w-Signed Certificate (By Law Definition of "Sustaining Member" and number used for delegate count)

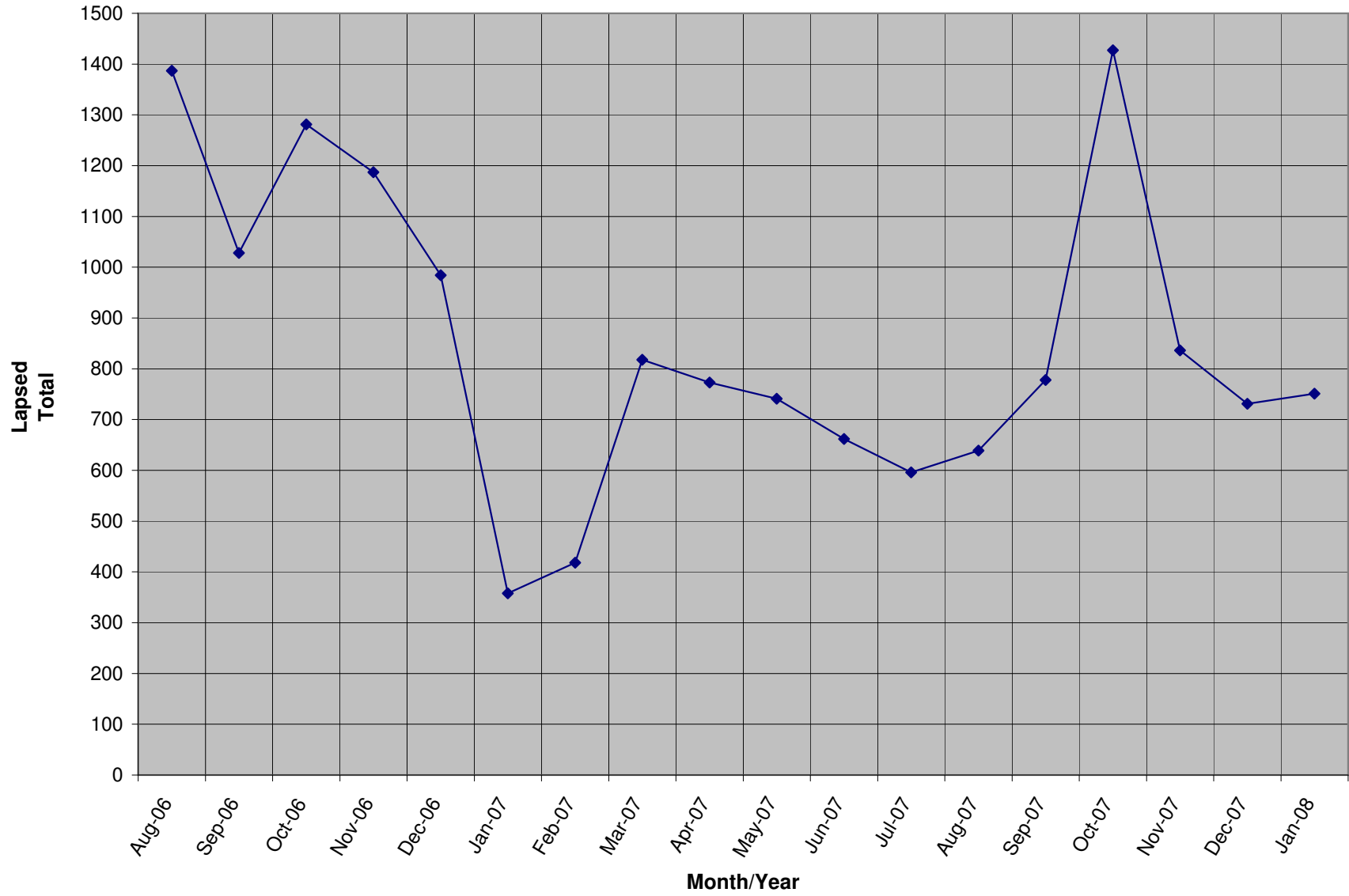
ACTIVE SUB (ACTIVE NON MEM) = Current Dues Paying or Lifetime Donors Whoe Have NOT Signed the Certificate (Formerly Called "Subscriber")

TOTAL ACTIVE = Current Dues Paying or Lifetime Donor

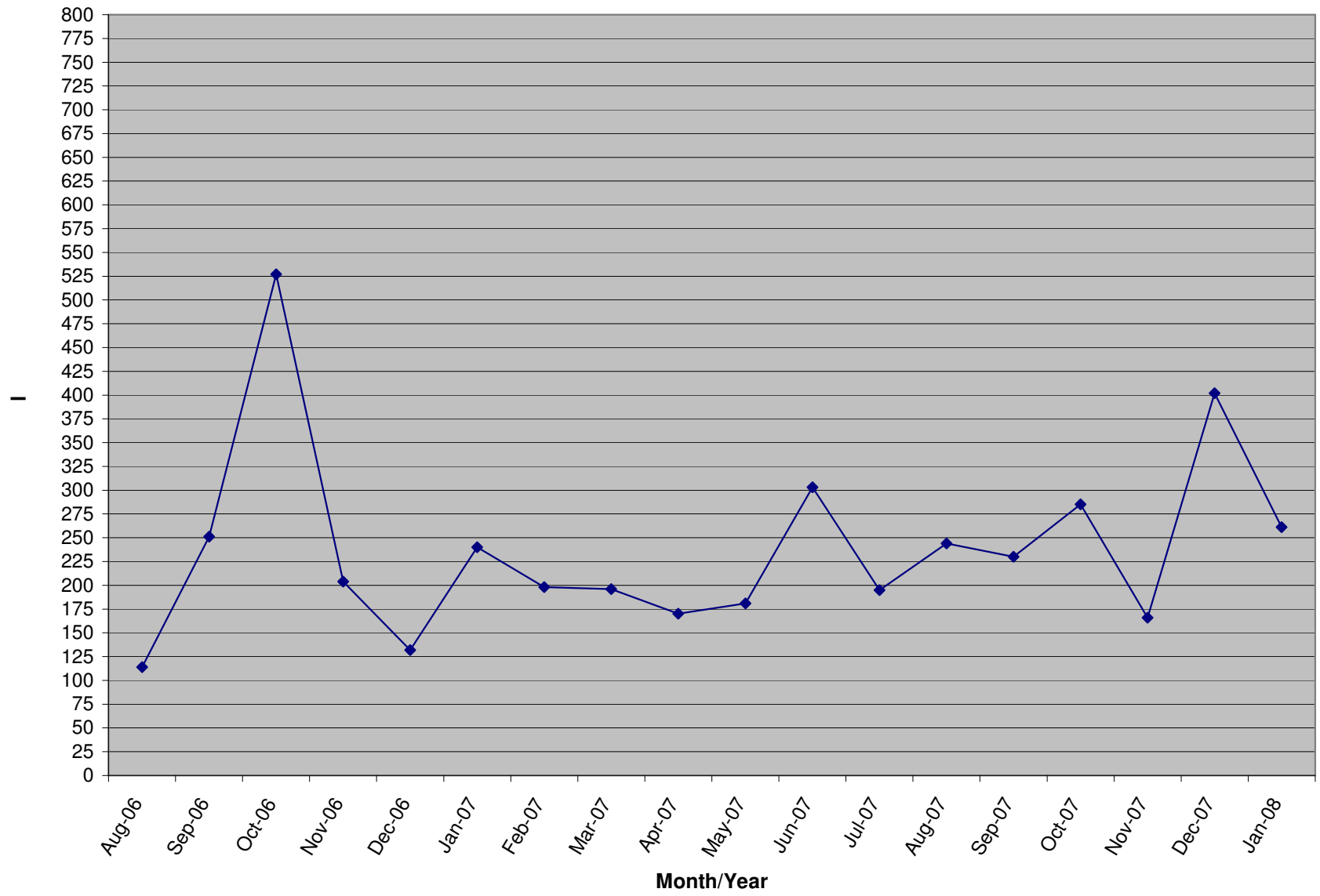
Active Donors



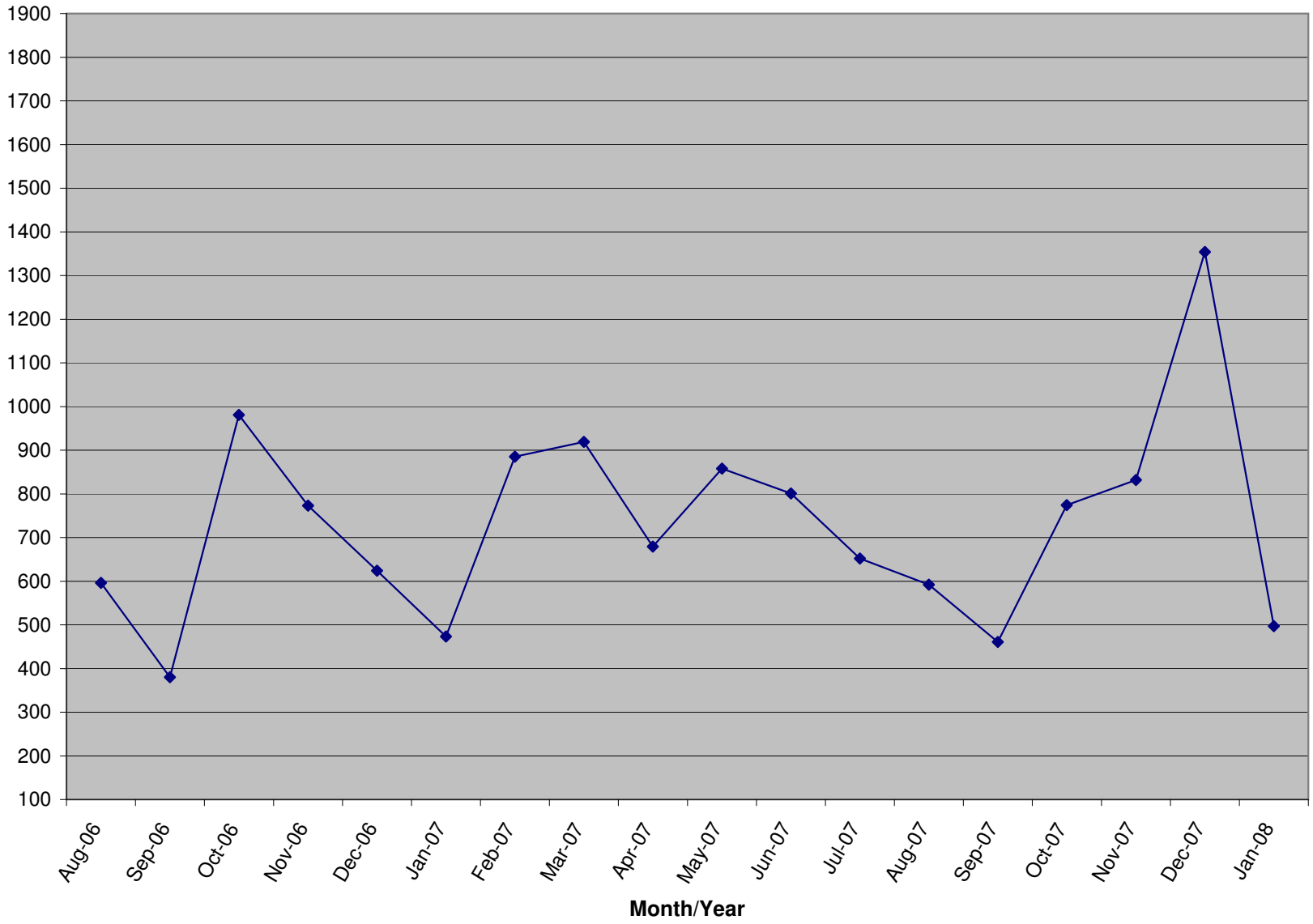
Lapsed Donors



New Donors



Renew Donors



MEM Total

