

Libertarian National Committee - Membership Report

"Donor" Totals - Sep-08

18 Month Comparison

	Apr-07	May-07	Jun-07	Jul-07	Aug-07	Sep-07	Oct-07	Nov-07	Dec-07	Jan-08	Feb-08	Mar-08	Apr-08	May-08	Jun-08	Jul-08	Aug-08	Sep-08
Active w-MEM	12333	12692	13133	13359	13551	13492	13149	13309	14181	14171	13908	13809	13579	13820	14121	14581	14970	15378
Active w/out MEM	852	791	792	817	822	794	769	771	924	941	1011	1032	1025	1057	1087	1102	1082	1082
Total	13185	13483	13925	14176	14373	14286	13918	14080	15105	15112	14919	14841	14604	14877	15208	15683	16052	16460
Percent Change	0.58%	2.26%	3.28%	1.80%	1.39%	-0.61%	-2.58%	1.16%	7.28%	0.05%	-1.28%	-0.52%	-1.60%	1.87%	2.22%	3.12%	2.35%	2.54%

Lapsed MEM	659	671	613	547	587	743	1367	812	718	724	1028	1111	959	1137	1052	759	786	613
Lapes w/out MEM	114	70	49	49	52	35	60	24	13	27	59	79	76	94	29	55	42	18
Lapsed Total	773	741	662	596	639	778	1427	836	731	751	1087	1190	1035	1231	1081	814	828	631
Percent Change	-5.50%	-4.14%	-10.66%	-9.97%	7.21%	21.75%	83.42%	-41.42%	-12.56%	2.74%	44.74%	9.48%	-13.03%	18.94%	-12.19%	-24.70%	1.72%	-23.79%

New Donors w-MEM	170	181	299	195	244	230	285	165	319	228	287	208	291	955	591	521	588	615
New w/out MEM	0	0	4	0	0	0	0	1	83	33	107	36	35	75	15	16	13	4
New Total	170	181	303	195	244	230	285	166	402	261	394	244	326	1030	606	537	601	619
Percent Change	-13.27%	6.47%	67.40%	-35.64%	25.13%	-5.74%	23.91%	-41.75%	142.17%	-35.07%	50.96%	-38.07%	33.61%	215.95%	-41.17%	-11.39%	11.92%	3.00%

Renewed w-MEM	678	849	755	578	535	454	739	807	1271	486	478	804	438	423	762	698	587	406
Renewed w/out MEM	1	9	46	74	57	7	35	25	83	11	22	64	34	51	44	54	9	14
Total Renewals	679	858	801	652	592	461	774	832	1354	497	500	868	472	474	806	752	596	420
Percent Change	-26.12%	54.20%	-6.64%	-18.60%	-9.20%	-22.13%	67.90%	7.49%	62.74%	-63.29%	0.60%	73.60%	-45.62%	0.42%	70.04%	-6.70%	-20.74%	-29.53%

Active MEM	12333	12692	13133	13359	13551	13492	13149	13309	14181	14171	13908	13809	13579	13820	14121	14581	14970	15378
Zero Dues MEM	93438	93479	93163	93082	93127	93410	94021	94018	93567	93824	94355	94640	95183	95510	95783	95899	96023	96161
Total "MEM"	105771	106171	106296	106441	106678	106902	107170	107327	107748	107995	108263	108449	108762	109330	109904	110480	110993	111539
Percent Change	0.10%	0.38%	0.12%	0.14%	0.22%	0.21%	0.25%	0.15%	0.39%	0.23%	0.25%	0.17%	0.29%	0.52%	0.53%	0.52%	0.46%	0.49%

Total "LIFETIME"	1861	n/a	n/a	n/a	n/a	1908	1918	1921	1930	1930	1933	1936	1937	1941	1947	1952	1955	1974
-------------------------	-------------	------------	------------	------------	------------	-------------	-------------	-------------	-------------	-------------	-------------	-------------	-------------	-------------	-------------	-------------	-------------	-------------

Last Year vs. This Year

	Sep-07	Sep-08	Change
Active w-MEM	13492	15378	13.98%
Active w/out MEM	794	1082	36.27%
Total Active	14286	16460	15.22%
Lapsed	778	631	-18.89%
New Donors	230	619	169.13%
Renewals	461	420	-8.89%

Active Donors w-MEM = 15378

Lapsed & Zero Dues MEM = 96161

Total "MEM" w-Signed Certificate = 111539

Member Signed Certificate = "MEM"

Sep-08 MEMBERSHIP BY STATE --- ACTIVE AND NON ACTIVE

<u>STATE</u>	<u>TOTAL "MEM"</u>	<u>NON ACTIVE "MEM"</u>	<u>ACTIVE "MEM"</u>	<u>ACTIVE "SUB"</u>	<u>TOTAL "ACTIVE"</u>
AK	612	539	73	3	76
AL	1345	1119	226	23	249
AR	693	595	98	4	102
AZ	2657	2313	344	31	375
CA	17761	15711	2050	146	2196
CO	3039	2556	483	39	522
CT	1249	1048	201	14	215
DC	300	261	39	6	45
DE	329	284	45	4	49
FL	6474	5501	973	66	1039
GA	5253	4612	641	34	675
HI	450	383	67	4	71
IA	824	704	120	8	128
ID	620	551	69	4	73
IL	3734	3173	561	47	608
IN	2486	2122	364	27	391
KS	1021	869	152	9	161
KY	890	745	145	7	152
LA	794	666	128	8	136
MA	2554	2248	306	24	330
MD	2014	1709	305	29	334
ME	690	614	76	7	83
MI	4572	4016	556	38	594
MN	1710	1464	246	16	262
MO	1884	1590	294	20	314
MS	471	419	52	8	60

<u>STATE</u>	<u>TOTAL "MEM"</u>	<u>NON ACTIVE "MEM"</u>	<u>ACTIVE "MEM"</u>	<u>ACTIVE "SUB"</u>	<u>TOTAL "ACTIVE"</u>
MT	415	360	55	9	64
NC	2644	2254	390	23	413
ND	135	111	24	0	24
NE	484	403	81	2	83
NH	1207	1050	157	11	168
NJ	2604	2257	347	27	374
NM	962	834	128	7	135
NV	1478	1258	220	16	236
NY	3957	3326	631	61	692
OH	3817	3152	665	48	713
OK	793	684	109	13	122
OR	1933	1723	210	17	227
PA	4987	4400	587	34	621
RI	229	196	33	1	34
SC	1326	1042	284	12	296
SD	188	155	33	1	34
TN	1924	1591	333	14	347
TX	6798	5893	905	60	965
UT	933	830	103	5	108
VA	3441	2844	597	35	632
VT	355	319	36	5	41
WA	3725	3300	425	19	444
WI	1539	1295	244	16	260
WV	508	449	59	4	63
WY	269	224	45	3	48
OTHER	462	399	63	13	76

	<u>TOTAL "MEM"</u>	<u>NON ACTIVE "MEM"</u>	<u>ACTIVE "MEM"</u>	<u>ACTIVE "SUB"</u>	<u>TOTAL "ACTIVE"</u>
TOTALS	111539	96161	15378	1082	16460

<u>STATE RANKINGS - TOP 15</u>				
<u>STATE</u>	<u>TL MEM</u>	<u>ACT MEM</u>	<u>ACT SUB</u>	<u>TL ACT</u>
CA	17761	2050	146	2196
FL	6474	973	66	1039
TX	6798	905	60	965
OH	3817	665	48	713
GA	5253	641	34	675
NY	3957	631	61	692
VA	3441	597	35	632
PA	4987	587	34	621
IL	3734	561	47	608
MI	4572	556	38	594
CO	3039	483	39	522
WA	3725	425	19	444
NC	2644	390	23	413
IN	2486	364	27	391
NJ	2604	347	27	374

DEFINITIONS: MEM = Member Signed Certificate

Total MEM = Total # Constituents Per State w-Member Signed Certificate

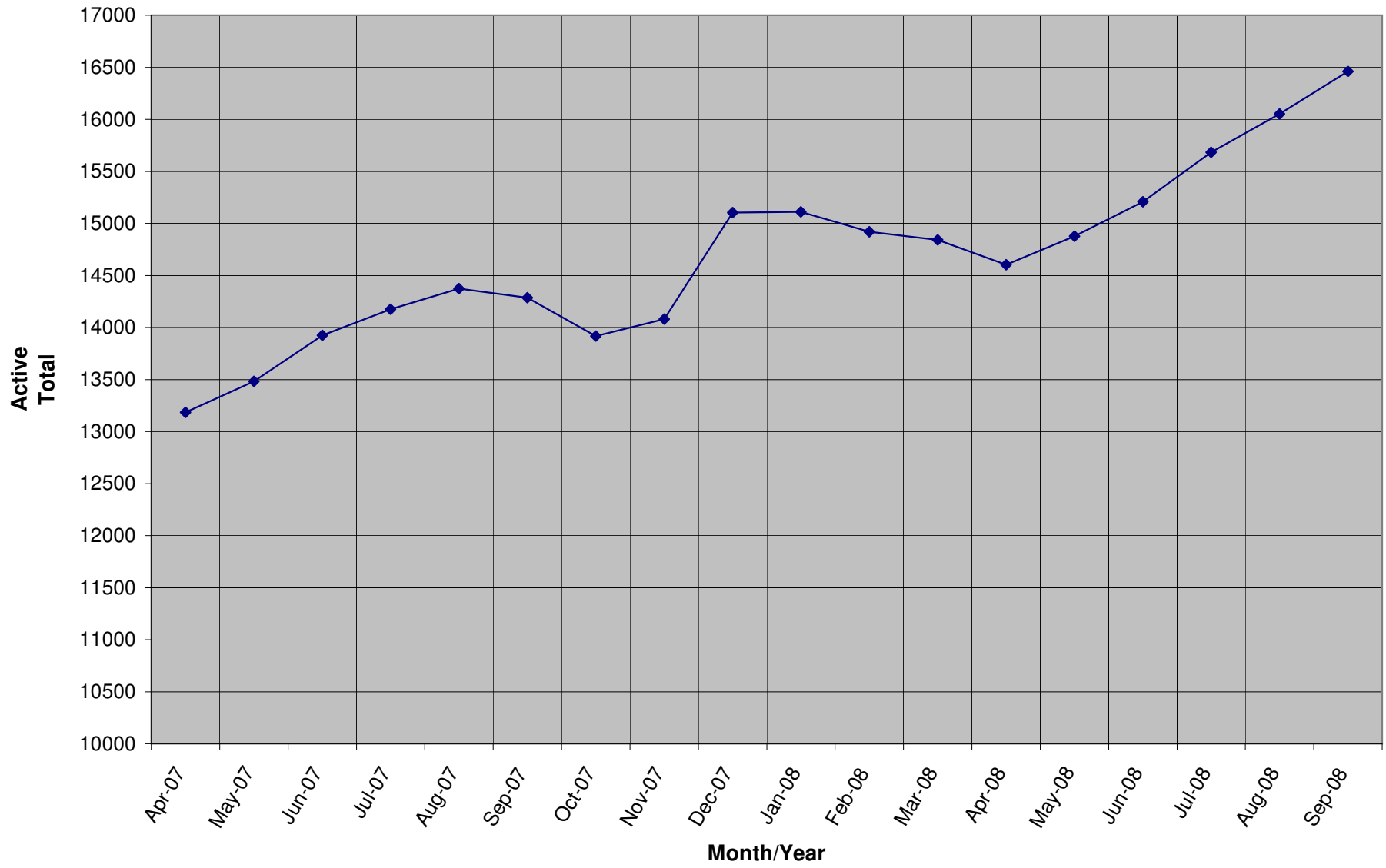
NON ACTIVE MEM = Const w-Signed Certificate who are Lapsed or Inquires ("Zero Dues Member")

ACTIVE MEM = Current Dues Paying or Lifetime Donor w-Signed Certificate (By Law Definition of "Sustaining Member" and number used for delegate count)

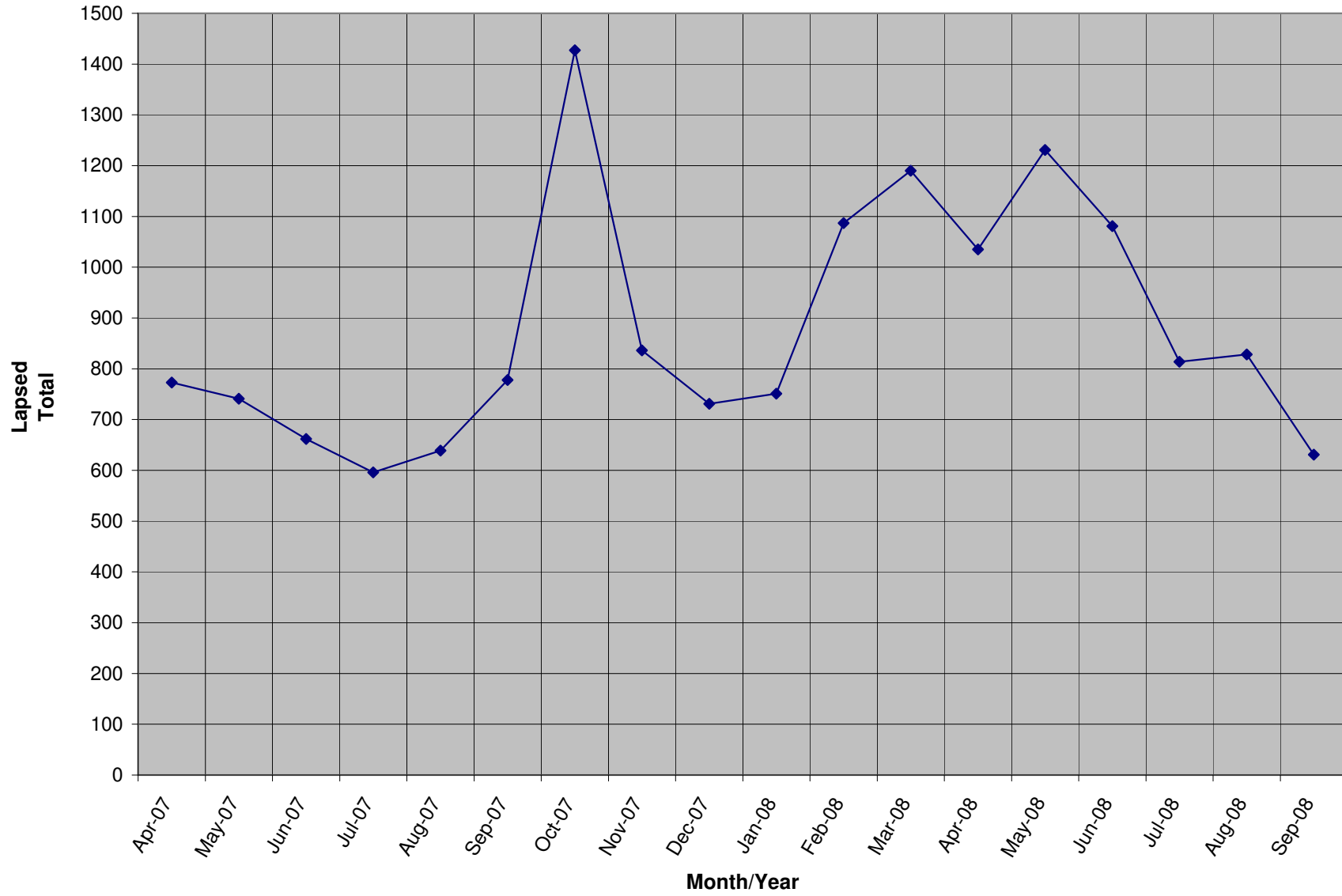
ACTIVE SUB (ACTIVE NON MEM) = Current Dues Paying or Lifetime Donors Whoe Have NOT Signed the Certificate (Formerly Called "Subscriber")

TOTAL ACTIVE = Current Dues Paying or Lifetime Donor

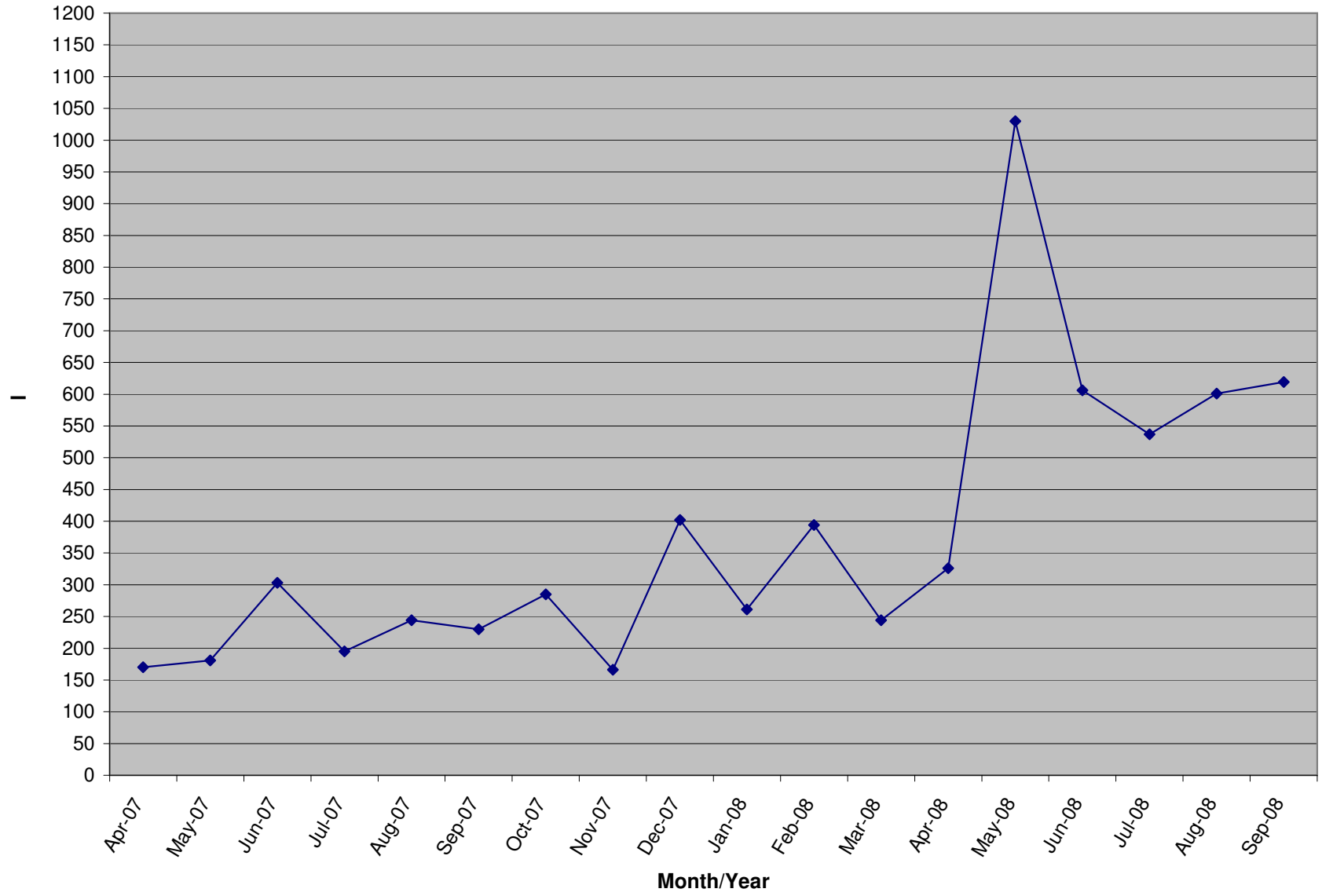
Active Donors



Lapsed Donors



New Donors



Renew Donors

