

Libertarian National Committee

"Donor" Totals - Sep-07

18 Month Comparison

	Apr-06	May-06	Jun-06	Jul-06	Aug-06	Sep-06	Oct-06	Nov-06	Dec-06	Jan-07	Feb-07	Mar-07	Apr-07	May-07	Jun-07	Jul-07	Aug-07	Sep-07
Active w-MEM	13620	13168	12541	12047	11504	11145	11350	11196	11014	11344	11921	12144	12333	12692	13133	13359	13551	13492
Active w/out MEM	1403	1322	1175	1034	900	862	880	824	778	803	891	965	852	791	792	817	822	794
Total	15023	14490	13716	13081	12404	12007	12230	12020	11792	12147	12812	13109	13185	13483	13925	14176	14373	14286
Percent Change	-2.66%	-3.55%	-5.34%	-4.63%	-5.18%	-3.20%	1.86%	-1.72%	-1.90%	3.01%	5.47%	2.32%	0.58%	2.26%	3.28%	1.80%	1.39%	-0.61%

Lapsed MEM	737	1132	1223	1117	1197	971	1189	1127	928	336	396	783	659	671	613	547	587	743
Lapes w/out MEM	439	155	535	178	190	57	92	60	56	22	22	35	114	70	49	49	52	35
Lapsed Total	1176	1287	1758	1295	1387	1028	1281	1187	984	358	418	818	773	741	662	596	639	778
Percent Change	-20.27%	9.44%	36.60%	-26.34%	7.10%	-25.88%	24.61%	-7.34%	-17.10%	-63.62%	16.76%	95.69%	-5.50%	-4.14%	-10.66%	-9.97%	7.21%	21.75%

New Donors w-MEM	102	132	124	109	114	251	525	203	132	240	196	196	170	181	299	195	244	230
New w/out MEM	0	0	0	0	0	0	2	1	0	0	2	0	0	0	4	0	0	0
New Total	102	132	124	109	114	251	527	204	132	240	198	196	170	181	303	195	244	230
Percent Change	-22.73%	29.41%	-6.06%	-12.10%	4.59%	120.18%	109.96%	-61.29%	-35.29%	81.82%	-17.50%	-1.01%	-13.27%	6.47%	67.40%	-35.64%	25.13%	-5.74%

Renewed w-MEM	591	548	472	514	540	361	869	770	614	426	777	810	678	849	755	578	535	454
Renewed w/out MEM	72	74	388	37	56	19	112	3	10	47	108	109	1	9	46	74	57	7
Total Renewals	663	622	860	551	596	380	981	773	624	473	885	919	679	858	801	652	592	461
Percent Change	-16.08%	-6.18%	38.26%	-35.93%	8.17%	-36.24%	158.16%	-21.20%	-19.28%	-24.20%	87.10%	3.84%	-26.12%	54.20%	-6.64%	-18.60%	-9.20%	-22.13%

Active MEM	13620	13168	12541	12047	11504	11145	11350	11196	11014	11344	11921	12144	12333	12692	13133	13359	13551	13492
Zero Dues MEM	85820	86780	88936	89826	90928	91681	92187	93175	93718	93754	93537	93517	93438	93479	93163	93082	93127	93410
Total "MEM"	99440	99948	101477	101873	102432	102826	103537	104371	104732	105098	105458	105661	105771	106171	106296	106441	106678	106902
Percent Change	0.13%	0.51%	1.53%	0.39%	0.55%	0.38%	0.69%	0.81%	0.35%	0.35%	0.34%	0.19%	0.10%	0.38%	0.12%	0.14%	0.22%	0.21%

Last Year vs. This Year

	Sep-06	Sep-07
Active w-MEM	11145	13492
Active w/out MEM	862	794
Total Active	12007	14286
Percent Change		18.98%

Active Donors w-MEM = 13492

Lapsed & Zero Dues MEM = 93410

Total "MEM" w-Signed Certificate = 106902

Lapsed	1028	778
Percent Change		-24.32%

Member Signed Certificate = "MEM"

New Donors	251	230
Percent Change		-8.37%

Renewals	380	461
Percent Change		21.32%

Sep-07 MEMBERSHIP BY STATE --- ACTIVE AND NON ACTIVE

<u>STATE</u>	<u>TOTAL "MEM"</u>	<u>NON ACTIVE "MEM"</u>	<u>ACTIVE "MEM"</u>	<u>ACTIVE "SUB"</u>	<u>TOTAL "ACTIVE"</u>
AL	1261	1086	175	4	179
AK	596	528	68	2	70
AZ	2567	2245	322	25	347
AR	647	575	72	3	75
CA	17366	15396	1970	103	2073
CO	2882	2448	434	33	467
CT	1191	1010	181	15	196
DE	315	264	51	4	55
DC	288	259	29	2	31
FL	6130	5300	830	52	882
GA	5020	4509	511	24	535
HI	427	377	50	4	54
ID	594	537	57	1	58
IL	3572	3064	508	31	539
IN	2369	2064	305	19	324
IA	792	684	108	5	113
KS	977	810	167	7	174
KY	827	722	105	8	113
LA	753	633	120	4	124
ME	676	606	70	3	73
MD	1925	1649	276	20	296
MA	2468	2196	272	28	300
MI	4427	3958	469	22	491
MN	1623	1415	208	12	220
MS	448	396	52	8	60
MO	1800	1549	251	15	266

<u>STATE</u>	<u>TOTAL "MEM"</u>	<u>NON ACTIVE "MEM"</u>	<u>ACTIVE "MEM"</u>	<u>ACTIVE "SUB"</u>	<u>TOTAL "ACTIVE"</u>
MT	399	349	50	6	56
NE	445	383	62	4	66
NV	1416	1214	202	11	213
NH	1181	1021	160	10	170
NJ	2491	2184	307	24	331
NM	933	805	128	6	134
NY	3765	3213	552	43	595
NC	2510	2177	333	8	341
ND	131	110	21	1	22
OH	3601	3091	510	41	551
OK	753	657	96	3	99
OR	1885	1684	201	10	211
PA	4825	4279	546	29	575
RI	220	192	28	1	29
SC	1226	1070	156	9	165
SD	180	149	31	0	31
TN	1785	1530	255	5	260
TX	6441	5648	793	51	844
UT	899	809	90	6	96
VT	346	313	33	7	40
VA	3239	2742	497	24	521
WA	3613	3182	431	18	449
WV	492	438	54	0	54
WI	1469	1271	198	13	211
WY	258	216	42	1	43
OTHER	458	403	55	9	64

	<u>TOTAL "MEM"</u>	<u>NON ACTIVE "MEM"</u>	<u>ACTIVE "MEM"</u>	<u>ACTIVE "SUB"</u>	<u>TOTAL "ACTIVE"</u>
TOTALS	106902	93410	13492	794	14286

STATE RANKINGS TOWARDS DELEGATE COUNT - TOP 15

<u>Rank</u>	<u>State</u>	<u>Active Members</u>
1)	California	1970
2)	Florida	830
3)	Texas	793
4)	New York	552
5)	Pennsylvania	546
6)	Georgia	511
7)	Ohio	510
8)	Illinois	508
9)	Virginia	497
10)	Michigan	469
11)	Colorado	434
12)	Washington	431
13)	North Carolina	333
14)	Arizona	322
15)	New Jersey	307

DEFINITIONS: MEM = Member Signed Certificate

Total MEM = Total # Constituents Per State w-Member Signed Certificate

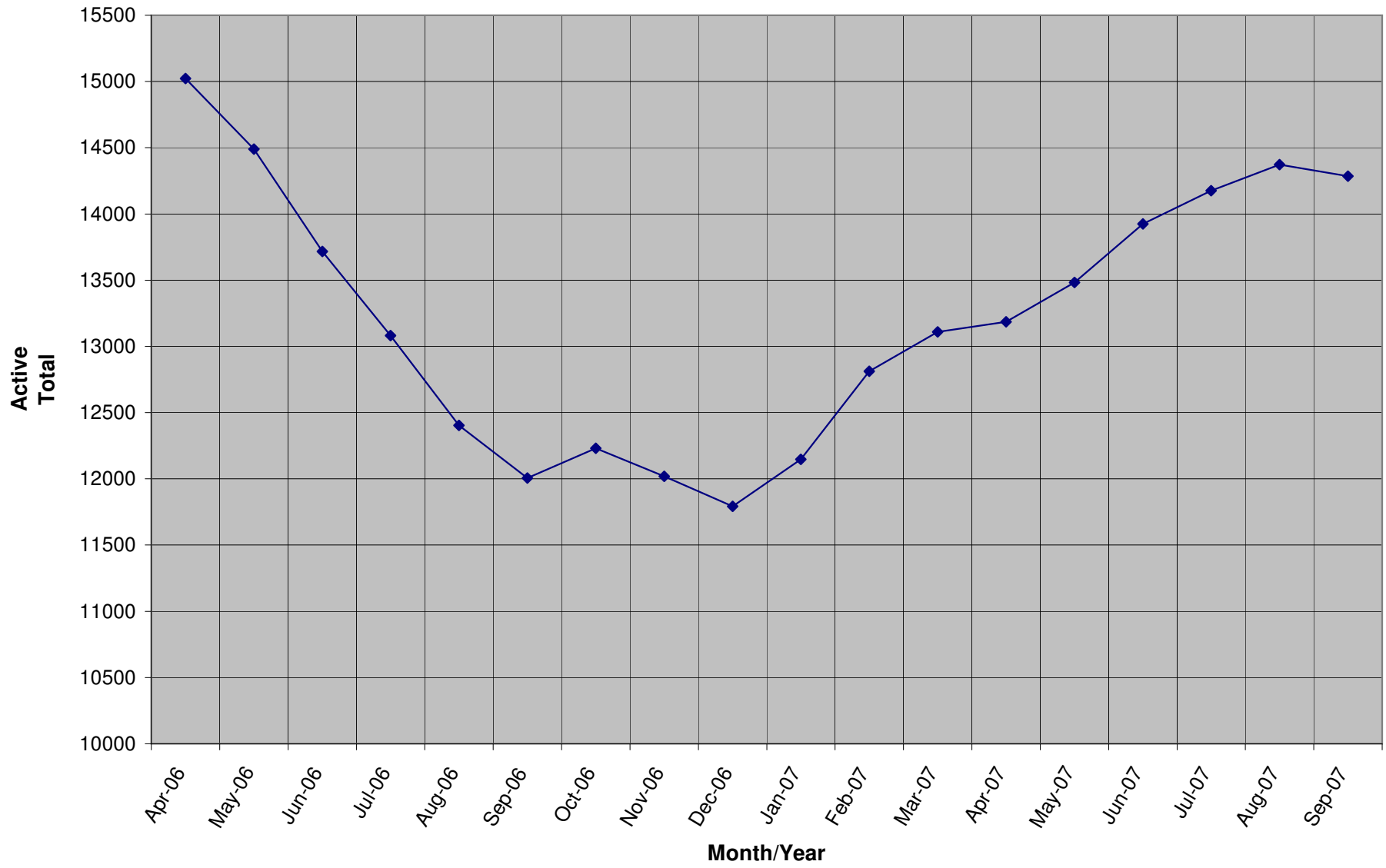
NON ACTIVE MEM = Const w-Signed Certificate who are Lapsed or Inquires ("Zero Dues Member")

ACTIVE MEM = Current Dues Paying or Lifetime Donor w-Signed Certificate (By Law Definition of "Sustaining Member" and number used for delegate count)

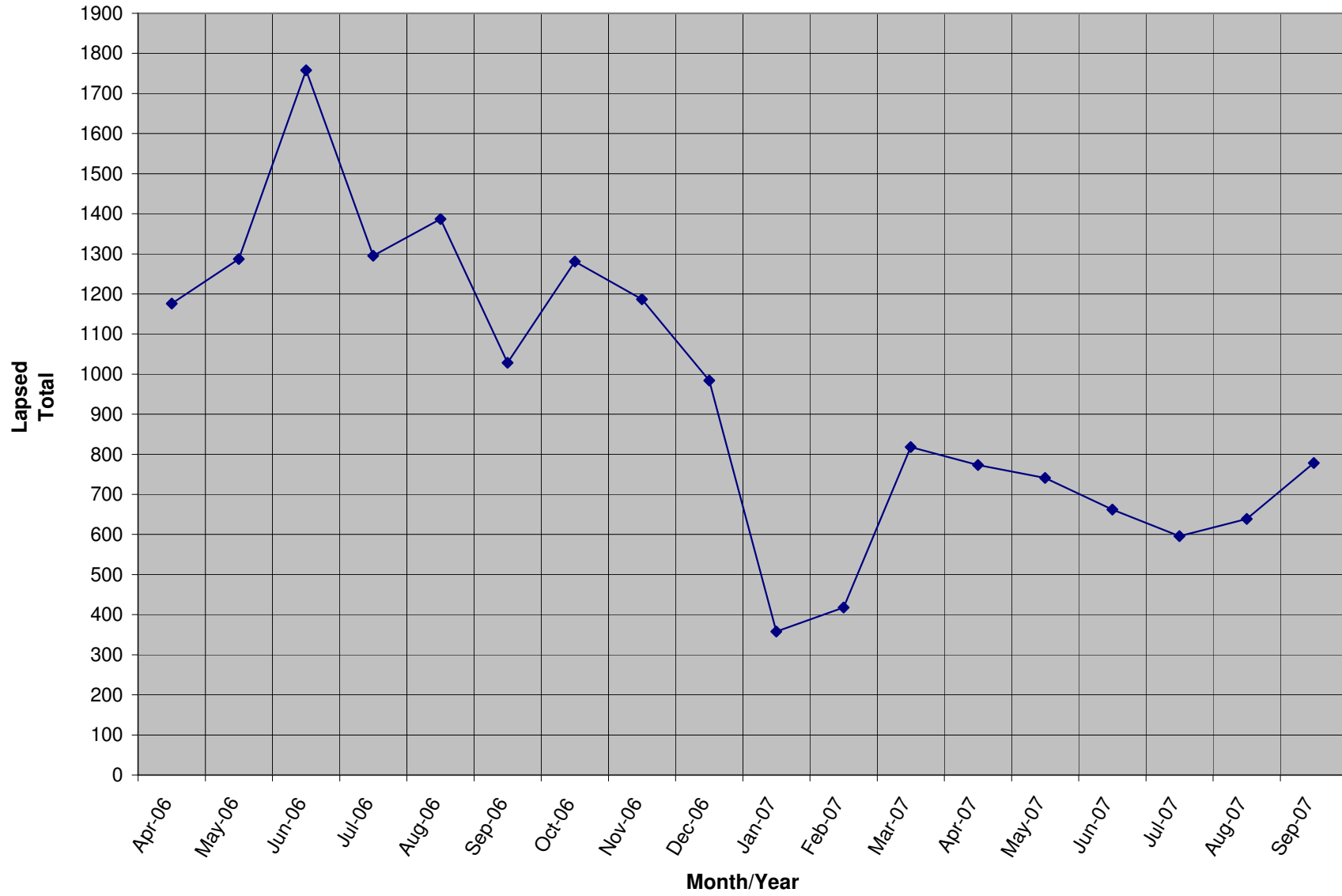
ACTIVE SUB (ACTIVE NON MEM) = Current Dues Paying or Lifetime Donors Whoe Have NOT Signed the Certificate (Formerly Called "Subscriber")

TOTAL ACTIVE = Current Dues Paying or Lifetime Donor

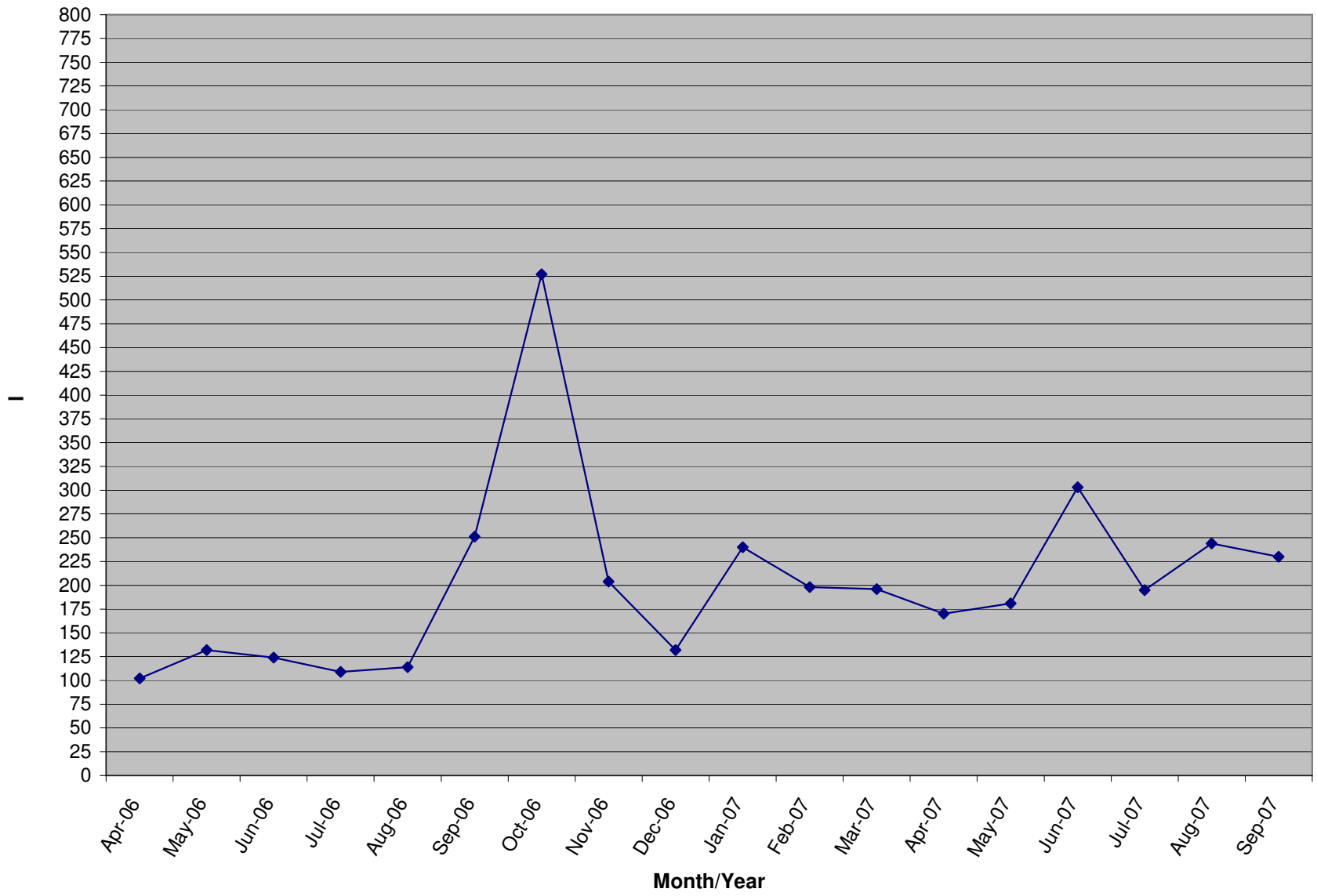
Active Donors



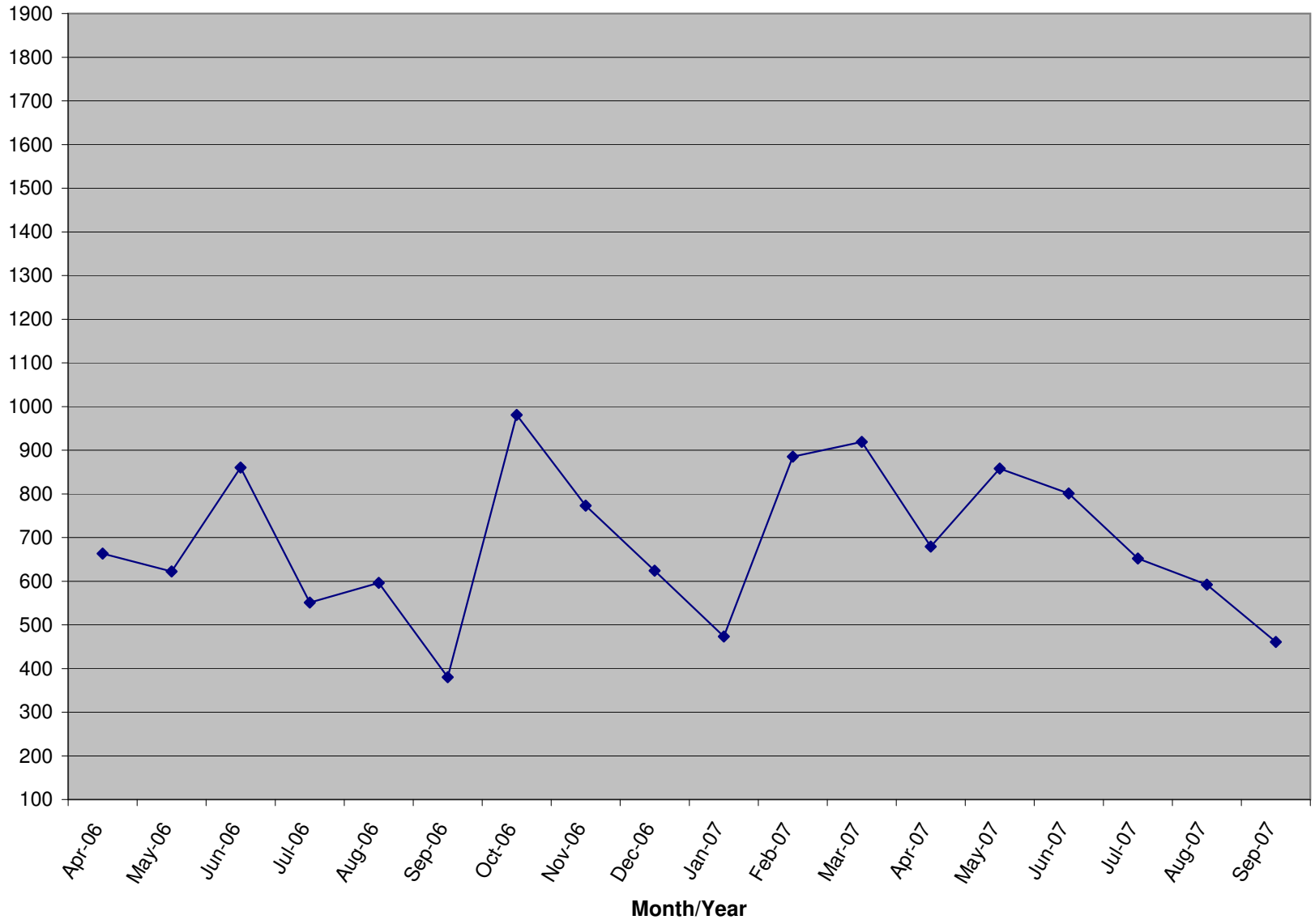
Lapsed Donors



New Donors



Renew Donors



MEM Total

