

Libertarian National Committee - Membership Report

"Donor" Totals - Jun-16

4 Year & 12 Month Comparison

	Dec-12	Dec-13	Dec-14	Dec-15	Jun-15	Jul-15	Aug-15	Sep-15	Oct-15	Nov-15	Dec-15	Jan-16	Feb-16	Mar-16	Apr-16	May-16	Jun-16
Active w-MEM	13749	13670	12053	11184	11640	11649	11708	11715	11399	11198	11184	11183	11413	11824	12509	14532	15477
Active w/out MEM	1194	967	747	509	546	536	527	522	517	513	509	497	514	507	519	787	981
Total Active Donors	14943	14637	12800	11693	12186	12185	12235	12237	11916	11711	11693	11680	11927	12331	13028	15319	16458
Percent Change	4.30%	-2.05%	-12.55%	-0.15%	-0.30%	-0.01%	0.41%	0.02%	-2.62%	-1.72%	-0.15%	-0.11%	2.11%	3.39%	5.65%	17.59%	7.44%
Lapsed/Drop MEM	1381	1245	1733	909	484	595	555	568	1044	679	909	663	612	837	718	465	662
Lapse w/out MEM	76	82	203	30	33	27	30	28	46	29	30	44	40	41	20	10	14
Lapsed/Drop Total	1457	1327	1936	939	517	622	585	596	1090	708	939	707	652	878	738	475	676
Percent Change	0.28%	-8.92%	45.89%	32.63%	-36.87%	20.31%	-5.95%	1.88%	82.89%	-35.05%	32.63%	-24.71%	-7.78%	34.66%	-15.95%	-35.64%	42.32%
New Donors w-MEM	240	267	110	103	110	107	137	103	87	104	103	145	308	524	675	1393	1184
New w/out MEM	38	168	6	6	3	5	10	12	10	10	6	3	15	22	31	176	163
New Total	278	435	116	109	113	112	147	115	97	114	109	148	323	546	706	1569	1347
Percent Change	-1.42%	56.47%	-73.33%	-4.39%	52.70%	-0.88%	31.25%	-21.77%	-15.65%	17.53%	-4.39%	35.78%	118.24%	69.04%	29.30%	122.24%	-14.15%
Renewed w-MEM	708	966	729	792	351	497	477	472	641	374	792	517	534	724	728	1095	423
Renewed w/out MEM	57	55	14	20	16	12	11	11	31	15	20	29	42	12	1	102	45
Total Renewals	765	1021	743	812	367	509	488	483	672	389	812	546	576	736	729	1197	468
Percent Change	-20.40%	33.46%	-27.23%	108.74%	-23.54%	38.69%	-4.13%	-1.02%	39.13%	-42.11%	108.74%	-32.76%	5.49%	27.78%	-0.95%	64.20%	-60.90%
Total "MEM"	126900	130507	133400	135197	134470	134618	134779	134870	134974	135104	135197	135417	135980	136797	137539	139513	140413
Percent Change	4.14%	2.84%	2.22%	0.07%	0.10%	0.11%	0.12%	0.07%	0.08%	0.10%	0.07%	0.16%	0.42%	0.60%	0.54%	1.44%	0.65%
Total "LIFETIME"	2208	2295	2446	2458	2455	2455	2456	2456	2456	2457	2458	2459	2461	2461	2473	2501	2514
Total "BSM"	13824	13869	12526	11045	11723	11625	11612	11593	11247	11173	11045	11112	11400	11768	12461	14554	15448

Last Year vs. This Year

	Jun-15	Jun-16	Change	12 Mo Ave		
Active w-MEM	11640	15477	32.96%	12149	<u>Active Donors w-MEM =</u>	15477
Active w/out MEM	546	981	79.67%	577	<u>Lapsed & Zero Dues MEM =</u>	124936
Total Active Donors	12186	16458	35.06%	12727	<u>Total "MEM" w-Signed Certificate =</u>	<u>140413</u>
Lapsed/Dropped	517	676	30.75%	722	<u>Member Signed Certificate =</u>	<u>"MEM"</u>
New Donors	113	1347	1092.04%	444	<u>Total "BSM" =</u>	<u>15448</u>
Renewals	367	468	27.52%	634	<u>Bylaws Defined Sustaining Member =</u>	<u>"BSM"</u>

Jun-16 MEMBERSHIP BY STATE --- ACTIVE AND NON ACTIVE

STATE	TOTAL "MEM"	ACTIVE "MEM"	ACTIVE "SUB"	TOTAL "ACTIVE"	TOTAL "BSM"
AK	687	68	0	68	68
AL	1831	215	8	223	217
AR	936	103	6	109	100
AZ	3291	362	20	382	363
CA	19708	1802	124	1926	1802
CO	3862	482	32	514	484
CT	1537	180	18	198	178
DC	404	37	4	41	42
DE	403	43	3	46	42
FL	8333	926	66	992	925
GA	6097	475	29	504	473
HI	553	74	3	77	74
IA	1081	152	8	160	150
ID	787	73	5	78	71
IL	4658	524	38	562	528
IN	3397	499	17	516	506
KS	1280	160	6	166	161
KY	1250	157	4	161	157
LA	1155	164	6	170	164
MA	2935	264	21	285	260
MD	2552	300	24	324	299
ME	828	75	3	78	74
MI	5332	503	23	526	502
MN	2134	237	20	257	237
MO	2460	295	15	310	287
MS	758	93	2	95	95

STATE	TOTAL "MEM"	ACTIVE "MEM"	ACTIVE "SUB"	TOTAL "ACTIVE"	TOTAL "BSM"
MT	527	60	3	63	59
NC	3512	396	26	422	392
ND	245	50	3	53	49
NE	700	102	4	106	102
NH	1411	163	11	174	161
NJ	3176	324	29	353	324
NM	1164	132	14	146	130
NV	1954	190	12	202	192
NY	5251	700	65	765	692
OH	5418	653	22	675	664
OK	1105	137	9	146	138
OR	2251	168	21	189	168
PA	6109	593	45	638	594
RI	332	45	1	46	44
SC	1887	229	10	239	226
SD	273	41	2	43	42
TN	2528	312	10	322	307
TX	9525	1201	78	1279	1190
UT	1208	128	11	139	128
VA	4982	659	37	696	661
VT	411	40	3	43	37
WA	4515	468	32	500	471
WI	2052	256	13	269	254
WV	630	57	3	60	56
WY	323	37	0	37	36
XX	675	73	12	85	72

SUSTAINING MEMBERSHIP STATE RANKINGS - "BSM"

State	Total BSM	Rank	State	Total BSM	Rank
CA	1802	1	OR	168	27
TX	1190	2	LA	164	28
FL	925	3	KS	161	29
NY	692	4	NH	161	30
OH	664	5	KY	157	31
VA	661	6	IA	150	32
PA	594	7	OK	138	33
IL	528	8	NM	130	34
IN	506	9	UT	128	35
M	502	10	NE	102	36
CO	484	11	AR	100	37
GA	473	12	MS	95	38
WA	471	13	H	74	39
NC	392	14	ME	74	40
AZ	363	15	ID	71	41
NJ	324	16	AK	68	42
TN	307	17	MT	59	43
MD	299	18	WV	56	44
MO	287	19	ND	49	45
MA	260	20	R	44	46
W	254	21	DC	42	47
MN	237	22	DE	42	48
SC	226	23	SD	42	49
AL	217	24	VT	37	50
NV	192	25	WY	36	51
CT	178	26	XX	72	52

TOTAL	ACTIVE	ACTIVE	TOTAL	TOTAL
"MEM"	"MEM"	"SUB"	"ACTIVE"	"BSM"
TOTALS	140413	15477	981	16458

DEFINITIONS: MEM = Member Signed Certificate

Total MEM = Total # Constituents Per State w-Member Signed Certificate

ACTIVE MEM = Current Dues Paying or Lifetime Donor w-Signed Certificate

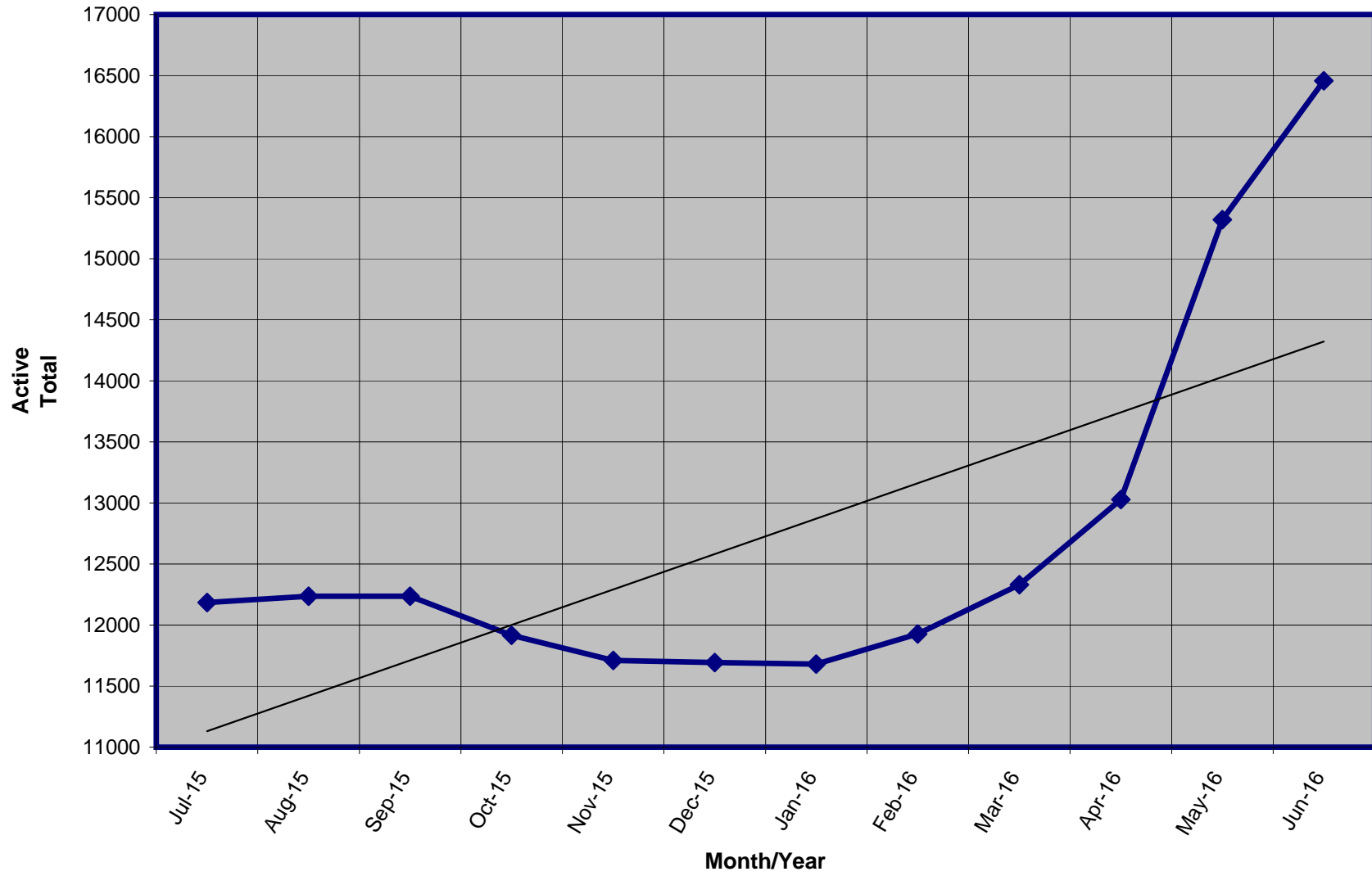
ACTIVE SUB (ACTIVE NON MEM) = Current Dues Paying or Lifetime Donors Who Have NOT Signed the Certificate (Formerly Called "Subscriber")

TOTAL ACTIVE = Current Dues Paying or Lifetime Donor

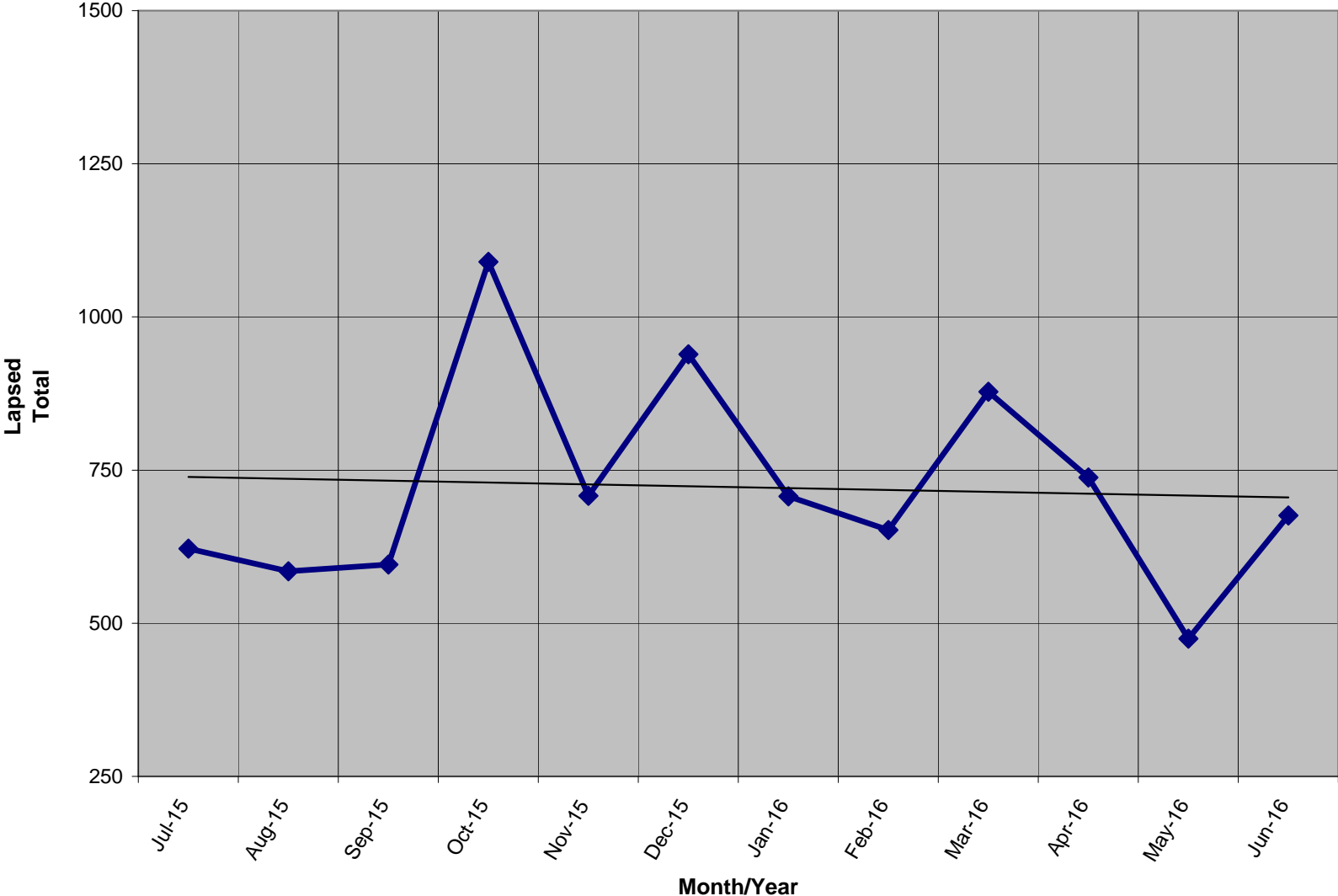
BSM = By Law Definition of "Sustaining Member" and number used for delegate count

(Art 5-3: "Sustaining member" is any Party member who has given at least \$25 to the Party in the prior twelve months, or who is a life member.)

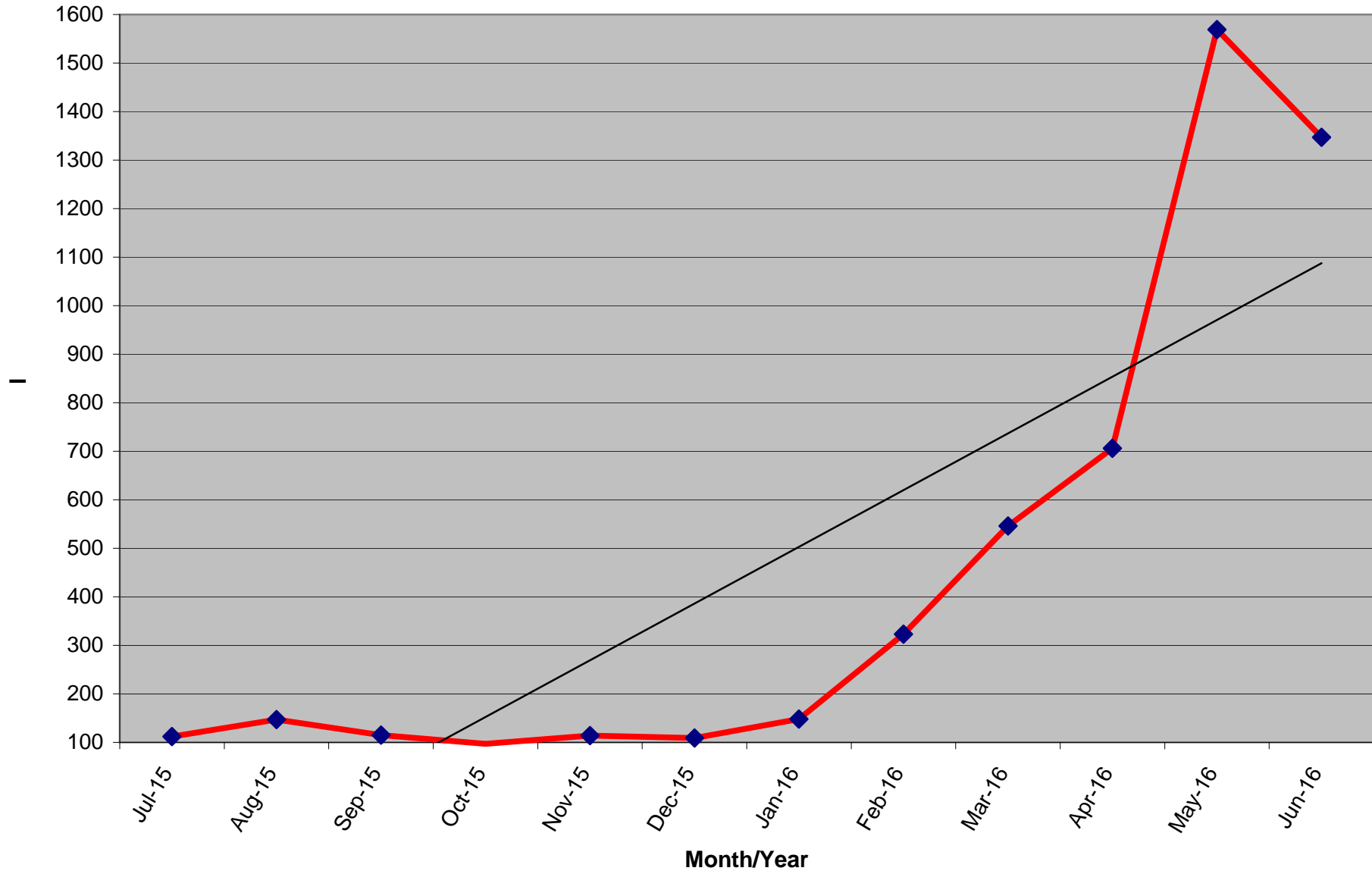
Active Donors - Past 12 Months



Lapsed - Dropped - Donors - Past 12 Months



New Donors Past 12 Months



Renew Donors - Past 12 Months

