

Libertarian National Committee - Membership Report

"Donor" Totals - Sep-14

4 Year & 12 Month Comparison

	Dec-10	Dec-11	Dec-12	Dec-13	Sep-13	Oct-13	Nov-13	Dec-13	Jan-14	Feb-14	Mar-14	Apr-14	May-14	Jun-14	Jul-14	Aug-14	Sep-14		
Active w-MEM	14077	13468	13749	13670	13429	13485	13682	13670	13615	13693	13978	14075	14212	14136	14260	14134	13734		
Active w/out MEM	991	859	1194	967	884	831	826	967	1084	1095	1113	1101	1154	1146	1023	1018	990		
Total Active Donors	15068	14327	14943	14637	14313	14316	14508	14637	14699	14788	15091	15176	15366	15282	15283	15152	14724		
Percent Change	2.76%	-4.92%	4.30%	0.89%	-1.68%	0.02%	1.34%	0.89%	0.42%	0.61%	2.05%	0.56%	1.25%	-0.55%	0.01%	-0.86%	-2.82%		
Lapsed/Drop MEM	845	1379	1381	1245	1106	1445	1132	1245	870	637	758	663	634	594	608	637	945		
Lapse w/out MEM	33	74	76	82	157	201	54	82	58	24	41	39	26	44	27	31	75		
Lapsed/Drop Total	878	1453	1457	1327	1263	1646	1186	1327	928	661	799	702	660	638	635	668	1020		
Percent Change	19.46%	65.49%	0.28%	11.89%	-5.04%	30.32%	-27.95%	11.89%	-30.07%	-28.77%	20.88%	-12.14%	-5.98%	-3.33%	-0.47%	5.20%	52.69%		
New Donors w-MEM	143	256	240	267	254	362	293	267	234	199	321	270	219	125	148	153	94		
New w/out MEM	13	26	38	168	39	24	17	168	128	18	25	8	37	27	5	18	17		
New Total	156	282	278	435	293	386	310	435	362	217	346	278	256	152	153	171	111		
Percent Change	-25.36%	80.77%	-1.42%	40.32%	48.73%	31.74%	-19.69%	40.32%	-16.78%	-40.06%	59.45%	-19.65%	-7.91%	-40.63%	0.66%	11.76%	-35.09%		
Renewed w-MEM	921	900	708	966	701	1139	1036	966	581	516	722	490	552	393	584	358	451		
Renewed w/out MEM	71	61	57	55	24	124	32	55	47	17	34	19	42	9	-101	8	30		
Total Renewals	992	961	765	1021	725	1263	1068	1021	628	533	756	509	594	402	483	366	481		
Percent Change	52.38%	-3.13%	-20.40%	-4.40%	11.37%	74.21%	-15.44%	-4.40%	-38.49%	-15.13%	41.84%	-32.67%	16.70%	-32.32%	20.15%	-24.22%	31.42%		
Total "MEM"	119731	121850	126900	130507	129455	129833	130187	130507	130841	131091	131396	131735	131994	132151	132475	132622	132736		
Percent Change	2.14%	1.77%	4.14%	0.25%	0.20%	0.00%	0.27%	0.25%	0.26%	0.19%	0.23%	0.26%	0.20%	0.12%	0.25%	0.11%	0.09%		
Total "LIFETIME"	2096	2142	2208	2295	2274	2276	2290	2295	2304	2308	2309	2312	2319	2377	2441	2443	2445		
Total "BSM"	14309	13589	13824	13869	13251	13363	13402	13869	13836	13764	13919	14027	14189	14092	14158	13963	13533		
Last Year vs. This Year																			
Active w-MEM	13429	13734	Change																
Active w/out MEM	884	990	11.99%																
Total Active Donors	14313	14724	2.87%																
Lapsed/Dropped	1263	1020	-19.24%																
New Donors	293	111	-62.12%																
Renewals	725	481	-33.66%																
				12 Mo Ave															
				Active Donors w-MEM =	13734														
				Lapsed & Zero Dues MEM =	119002														
				Total "MEM" w-Signed Certificate =	132736														
				Member Signed Certificate =	"MEM"														
				Total "BSM" =	13533														
				Bylaws Defined Sustaining Member =	"BSM"														

Sep-14 MEMBERSHIP BY STATE --- ACTIVE AND NON ACTIVE

STATE	TOTAL "MEM"	ACTIVE "MEM"	ACTIVE "SUB"	TOTAL "ACTIVE"	TOTAL "BSM"
AK	662	66	2	68	66
AL	1689	174	11	185	168
AR	871	108	7	115	105
AZ	3114	308	26	334	308
CA	19249	1745	123	1868	1716
CO	3634	409	30	439	398
CT	1485	172	13	185	163
DC	354	28	6	34	29
DE	379	35	3	38	37
FL	7789	733	88	821	715
GA	5859	399	32	431	397
HI	526	62	8	70	61
IA	1007	109	8	117	110
ID	743	54	1	55	54
IL	4446	458	37	495	445
IN	3113	405	14	419	398
KS	1220	162	5	167	162
KY	1148	112	9	121	117
LA	1056	135	13	148	136
MA	2806	228	12	240	226
MD	2394	275	22	297	263
ME	799	60	4	64	58
MI	5110	453	22	475	453
MN	2005	198	14	212	190
MO	2309	246	24	270	234
MS	686	103	7	110	101

STATE	TOTAL "MEM"	ACTIVE "MEM"	ACTIVE "SUB"	TOTAL "ACTIVE"	TOTAL "BSM"
MT	501	60	4	64	59
NC	3287	341	25	366	340
ND	211	32	1	33	32
NE	645	84	4	88	81
NH	1339	127	10	137	129
NJ	3040	288	20	308	286
NM	1112	103	18	121	99
NV	1894	247	10	257	247
NY	4902	544	54	598	539
OH	5138	1000	18	1018	996
OK	1011	102	5	107	96
OR	2187	165	25	190	163
PA	5805	511	42	553	508
RI	314	28	1	29	26
SC	1664	169	10	179	166
SD	250	42	2	44	39
TN	2345	224	9	233	227
TX	8812	951	91	1042	929
UT	1127	80	13	93	77
VA	4602	655	35	690	658
VT	397	33	4	37	31
WA	4264	370	23	393	364
WI	1894	190	13	203	184
WV	587	55	1	56	53
WY	316	30	1	31	29
XX	639	66	10	76	65

	TOTAL "MEM"	ACTIVE "MEM"	ACTIVE "SUB"	TOTAL "ACTIVE"	TOTAL "BSM"
TOTALS	132736	13734	990	14724	13533

DEFINITIONS: MEM = Member Signed Certificate

Total MEM = Total # Constituents Per State w-Member Signed Certificate

ACTIVE MEM = Current Dues Paying or Lifetime Donor w-Signed Certificate

ACTIVE SUB (ACTIVE NON MEM) = Current Dues Paying or Lifetime Donors Who Have NOT Signed the Certificate (Formerly Called "Subscriber")

TOTAL ACTIVE = Current Dues Paying or Lifetime Donor

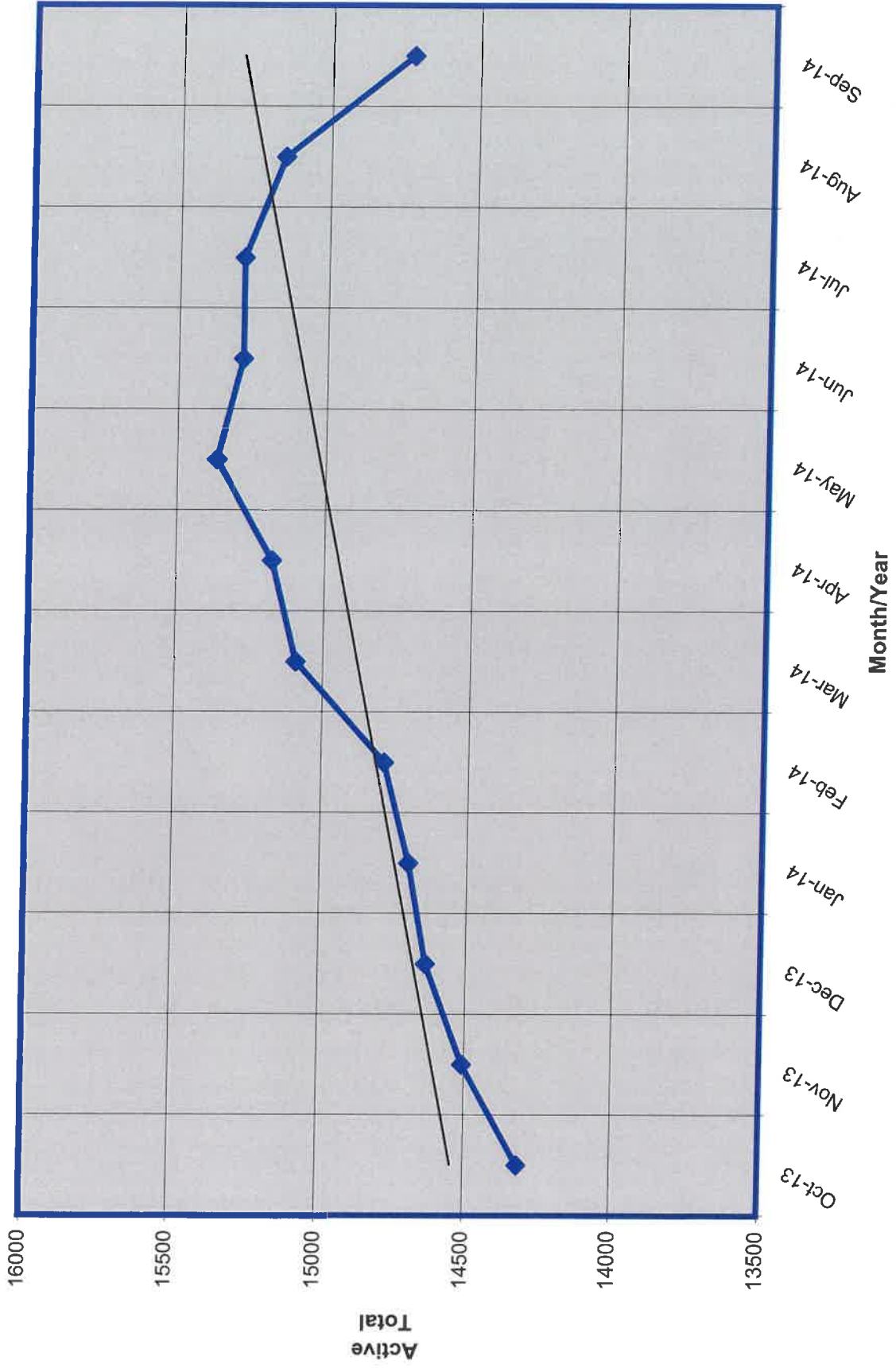
BSM = By Law Definition of "Sustaining Member" and number used for delegate count

(Art 5-3: "Sustaining member" is any Party member who has given at least \$25 to the Party in the prior twelve months, or who is a life member.)

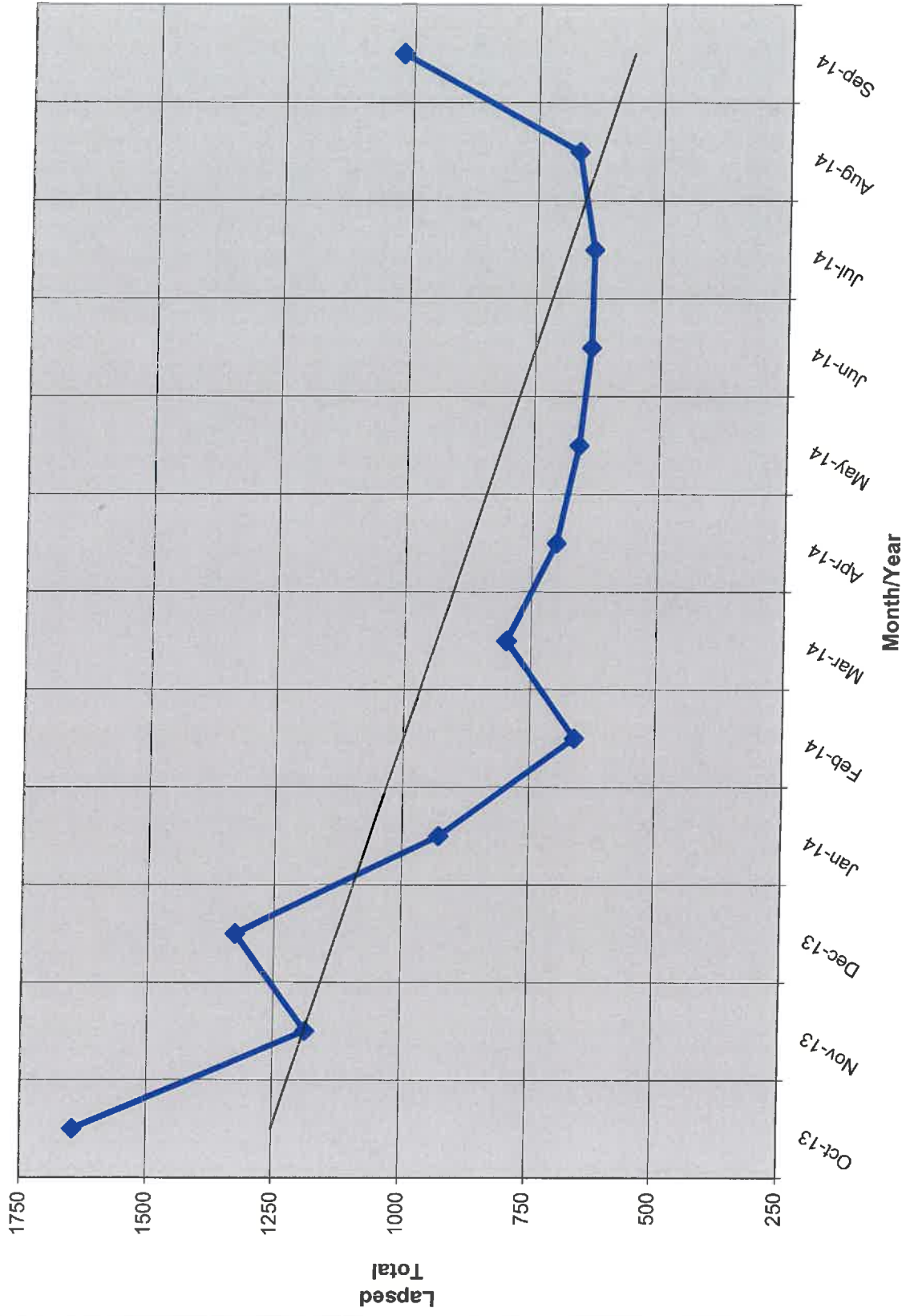
SUSTAINING MEMBERSHIP STATE RANKINGS - "BSM"

State	Total BSM	Rank	State	Total BSM	Rank
CA	1716	1	OR	163	27
OH	996	2	KS	162	28
TX	929	3	LA	136	29
FL	715	4	NH	129	30
VA	658	5	KY	117	31
NY	539	6	IA	110	32
PA	508	7	AR	105	33
MI	453	8	MS	101	34
IL	445	9	NM	99	35
CO	398	10	OK	96	36
IN	398	11	NE	81	37
GA	397	12	UT	77	38
WA	364	13	AK	66	39
NC	340	14	XX	65	40
AZ	308	15	HI	61	41
NJ	286	16	MT	59	42
MD	263	17	ME	58	43
NV	247	18	ID	54	44
MO	234	19	WV	53	45
TN	227	20	SD	39	46
MA	226	21	DE	37	47
MN	190	22	ND	32	48
WI	184	23	VT	31	49
AL	168	24	DC	29	50
SC	166	25	WY	29	51
CT	163	26	RI	26	52

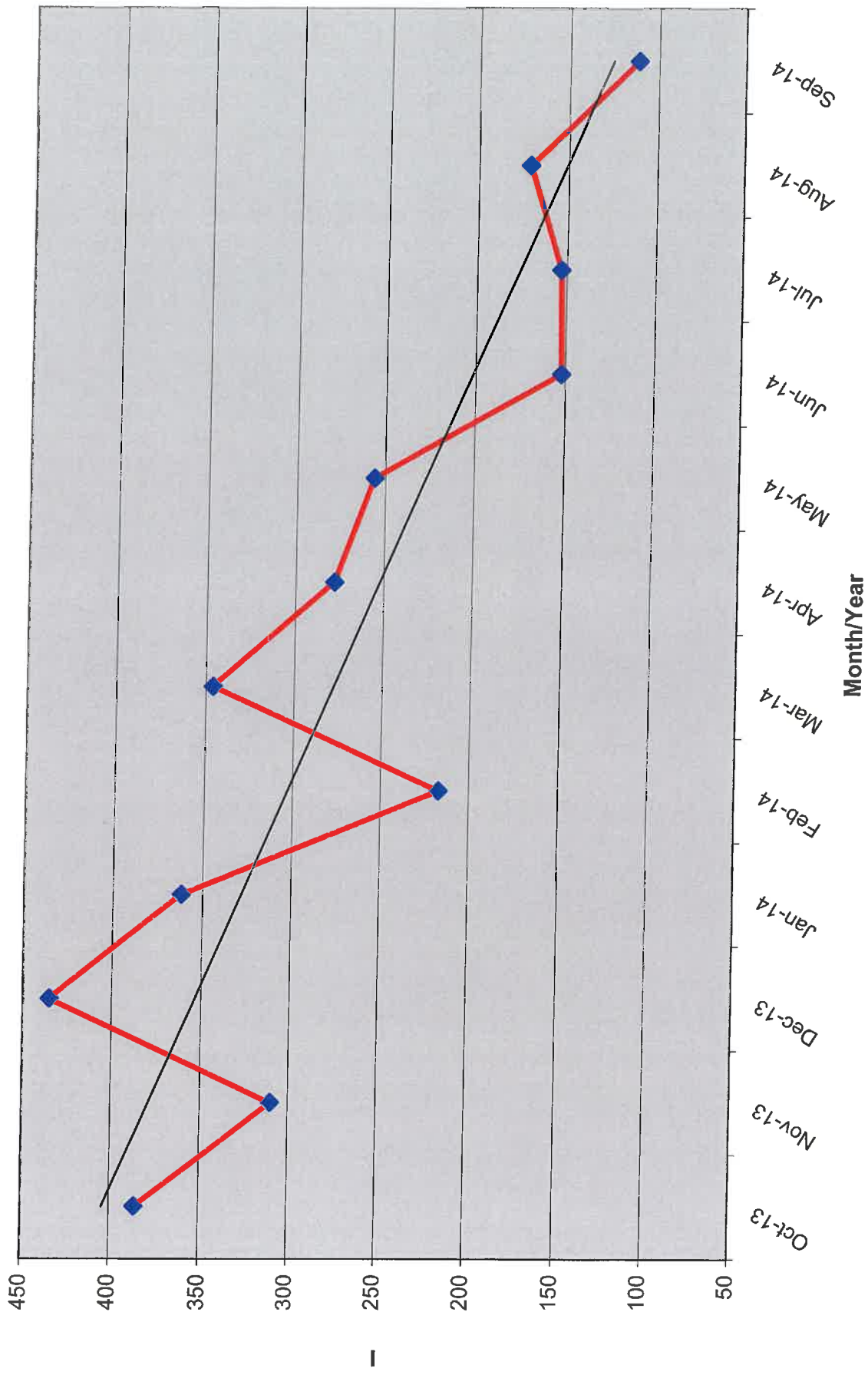
Active Donors - Past 12 Months



Lapsed - Dropped - Donors - Past 12 Months



New Donors Past 12 Months



Renew Donors - Past 12 Months

