

# Libertarian National Committee - Membership Report

"Donor" Totals - Apr-08

## 18 Month Comparison

	Nov-06	Dec-06	Jan-07	Feb-07	Mar-07	Apr-07	May-07	Jun-07	Jul-07	Aug-07	Sep-07	Oct-07	Nov-07	Dec-07	Jan-08	Feb-08	Mar-08	Apr-08
Active w-MEM	11196	11014	11344	11921	12144	12333	12692	13133	13359	13551	13492	13149	13309	14181	14171	13908	13809	13579
Active w/out MEM	824	778	803	891	965	852	791	792	817	822	794	769	771	924	941	1011	1032	1025
<b>Total</b>	<b>12020</b>	<b>11792</b>	<b>12147</b>	<b>12812</b>	<b>13109</b>	<b>13185</b>	<b>13483</b>	<b>13925</b>	<b>14176</b>	<b>14373</b>	<b>14286</b>	<b>13918</b>	<b>14080</b>	<b>15105</b>	<b>15112</b>	<b>14919</b>	<b>14841</b>	<b>14604</b>
<b>Percent Change</b>	<b>-1.72%</b>	<b>-1.90%</b>	<b>3.01%</b>	<b>5.47%</b>	<b>2.32%</b>	<b>0.58%</b>	<b>2.26%</b>	<b>3.28%</b>	<b>1.80%</b>	<b>1.39%</b>	<b>-0.61%</b>	<b>-2.58%</b>	<b>1.16%</b>	<b>7.28%</b>	<b>0.05%</b>	<b>-1.28%</b>	<b>-0.52%</b>	<b>-1.60%</b>

Lapsed MEM	1127	928	336	396	783	659	671	613	547	587	743	1367	812	718	724	1028	1111	959
Lapes w/out MEM	60	56	22	22	35	114	70	49	49	52	35	60	24	13	27	59	79	76
<b>Lapsed Total</b>	<b>1187</b>	<b>984</b>	<b>358</b>	<b>418</b>	<b>818</b>	<b>773</b>	<b>741</b>	<b>662</b>	<b>596</b>	<b>639</b>	<b>778</b>	<b>1427</b>	<b>836</b>	<b>731</b>	<b>751</b>	<b>1087</b>	<b>1190</b>	<b>1035</b>
<b>Percent Change</b>	<b>-7.34%</b>	<b>-17.10%</b>	<b>-63.62%</b>	<b>16.76%</b>	<b>95.69%</b>	<b>-5.50%</b>	<b>-4.14%</b>	<b>-10.66%</b>	<b>-9.97%</b>	<b>7.21%</b>	<b>21.75%</b>	<b>83.42%</b>	<b>-41.42%</b>	<b>-12.56%</b>	<b>2.74%</b>	<b>44.74%</b>	<b>9.48%</b>	<b>-13.03%</b>

New Donors w-MEM	203	132	240	196	196	170	181	299	195	244	230	285	165	319	228	287	208	291
New w/out MEM	1	0	0	2	0	0	0	4	0	0	0	0	1	83	33	107	36	35
<b>New Total</b>	<b>204</b>	<b>132</b>	<b>240</b>	<b>198</b>	<b>196</b>	<b>170</b>	<b>181</b>	<b>303</b>	<b>195</b>	<b>244</b>	<b>230</b>	<b>285</b>	<b>166</b>	<b>402</b>	<b>261</b>	<b>394</b>	<b>244</b>	<b>326</b>
<b>Percent Change</b>	<b>-61.29%</b>	<b>-35.29%</b>	<b>81.82%</b>	<b>-17.50%</b>	<b>-1.01%</b>	<b>-13.27%</b>	<b>6.47%</b>	<b>67.40%</b>	<b>-35.64%</b>	<b>25.13%</b>	<b>-5.74%</b>	<b>23.91%</b>	<b>-41.75%</b>	<b>142.17%</b>	<b>-35.07%</b>	<b>50.96%</b>	<b>-38.07%</b>	<b>33.61%</b>

Renewed w-MEM	770	614	426	777	810	678	849	755	578	535	454	739	807	1271	486	478	804	438
Renewed w/out MEM	3	10	47	108	109	1	9	46	74	57	7	35	25	83	11	22	64	34
<b>Total Renewals</b>	<b>773</b>	<b>624</b>	<b>473</b>	<b>885</b>	<b>919</b>	<b>679</b>	<b>858</b>	<b>801</b>	<b>652</b>	<b>592</b>	<b>461</b>	<b>774</b>	<b>832</b>	<b>1354</b>	<b>497</b>	<b>500</b>	<b>868</b>	<b>472</b>
<b>Percent Change</b>	<b>-21.20%</b>	<b>-19.28%</b>	<b>-24.20%</b>	<b>87.10%</b>	<b>3.84%</b>	<b>-26.12%</b>	<b>54.20%</b>	<b>-6.64%</b>	<b>-18.60%</b>	<b>-9.20%</b>	<b>-22.13%</b>	<b>67.90%</b>	<b>7.49%</b>	<b>62.74%</b>	<b>-63.29%</b>	<b>0.60%</b>	<b>73.60%</b>	<b>-45.62%</b>

Active MEM	11196	11014	11344	11921	12144	12333	12692	13133	13359	13551	13492	13149	13309	14181	14171	13908	13809	13579
Zero Dues MEM	93175	93718	93754	93537	93517	93438	93479	93163	93082	93127	93410	94021	94018	93567	93824	94355	94640	95183
<b>Total "MEM"</b>	<b>104371</b>	<b>104732</b>	<b>105098</b>	<b>105458</b>	<b>105661</b>	<b>105771</b>	<b>106171</b>	<b>106296</b>	<b>106441</b>	<b>106678</b>	<b>106902</b>	<b>107170</b>	<b>107327</b>	<b>107748</b>	<b>107995</b>	<b>108263</b>	<b>108449</b>	<b>108762</b>
<b>Percent Change</b>	<b>0.81%</b>	<b>0.35%</b>	<b>0.35%</b>	<b>0.34%</b>	<b>0.19%</b>	<b>0.10%</b>	<b>0.38%</b>	<b>0.12%</b>	<b>0.14%</b>	<b>0.22%</b>	<b>0.21%</b>	<b>0.25%</b>	<b>0.15%</b>	<b>0.39%</b>	<b>0.23%</b>	<b>0.25%</b>	<b>0.17%</b>	<b>0.29%</b>

<b>Total "LIFETIME"</b>	<b>n/a</b>	<b>1861</b>	<b>n/a</b>	<b>n/a</b>	<b>n/a</b>	<b>n/a</b>	<b>n/a</b>	<b>n/a</b>	<b>n/a</b>	<b>n/a</b>	<b>1908</b>	<b>1918</b>	<b>1921</b>	<b>1930</b>	<b>1930</b>	<b>1933</b>	<b>1936</b>	<b>1937</b>
-------------------------	------------	-------------	------------	------------	------------	------------	------------	------------	------------	------------	-------------	-------------	-------------	-------------	-------------	-------------	-------------	-------------

## Last Year vs. This Year

	Apr-07	Apr-08	Change
Active w-MEM	12333	13579	10.10%
Active w/out MEM	852	1025	20.31%
<b>Total Active</b>	<b>13185</b>	<b>14604</b>	<b>10.76%</b>
Lapsed	773	1035	33.89%
New Donors	170	326	91.76%
Renewals	679	472	-30.49%

Active Donors w-MEM = 13579

Lapsed & Zero Dues MEM = 95183

Total "MEM" w-Signed Certificate = 108762

Member Signed Certificate = "MEM"

**Apr-08 MEMBERSHIP BY STATE --- ACTIVE AND NON ACTIVE**

<u>STATE</u>	<u>TOTAL "MEM"</u>	<u>NON ACTIVE "MEM"</u>	<u>ACTIVE "MEM"</u>	<u>ACTIVE "SUB"</u>	<u>TOTAL "ACTIVE"</u>
AK	603	532	71	2	73
AL	1285	1116	169	17	186
AR	671	592	79	6	85
AZ	2622	2283	339	33	372
CA	17517	15558	1959	152	2111
CO	2950	2513	437	38	475
CT	1216	1036	180	14	194
DC	290	255	35	6	41
DE	326	280	46	4	50
FL	6272	5437	835	68	903
GA	5102	4587	515	26	541
HI	436	380	56	5	61
IA	798	694	104	7	111
ID	608	544	64	1	65
IL	3627	3136	491	41	532
IN	2426	2093	333	26	359
KS	1001	846	155	7	162
KY	849	749	100	9	109
LA	767	659	108	6	114
MA	2492	2250	242	26	268
MD	1959	1677	282	27	309
ME	681	609	72	8	80
MI	4479	3994	485	29	514
MN	1659	1454	205	13	218
MO	1822	1575	247	22	269
MS	453	410	43	7	50

<u>STATE</u>	<u>TOTAL "MEM"</u>	<u>NON ACTIVE "MEM"</u>	<u>ACTIVE "MEM"</u>	<u>ACTIVE "SUB"</u>	<u>TOTAL "ACTIVE"</u>
MT	408	355	53	7	60
NC	2570	2238	332	21	353
ND	129	108	21	0	21
NE	462	405	57	3	60
NH	1196	1045	151	13	164
NJ	2529	2231	298	26	324
NM	945	822	123	8	131
NV	1453	1236	217	15	232
NY	3834	3302	532	59	591
OH	3683	3111	572	48	620
OK	770	676	94	9	103
OR	1904	1699	205	13	218
PA	4906	4356	550	29	579
RI	220	195	25	0	25
SC	1288	1029	259	15	274
SD	184	153	31	1	32
TN	1843	1577	266	11	277
TX	6573	5813	760	54	814
UT	913	820	93	7	100
VA	3314	2816	498	29	527
VT	352	313	39	7	46
WA	3670	3261	409	17	426
WI	1494	1290	204	13	217
WV	500	448	52	4	56
WY	263	226	37	3	40
OTHER	448	399	49	13	62

	<u>TOTAL "MEM"</u>	<u>NON ACTIVE "MEM"</u>	<u>ACTIVE "MEM"</u>	<u>ACTIVE "SUB"</u>	<u>TOTAL "ACTIVE"</u>
<b>TOTALS</b>	<b>108762</b>	<b>95183</b>	<b>13579</b>	<b>1025</b>	<b>14604</b>

**DEFINITIONS: MEM = Member Signed Certificate**

**Total MEM = Total # Constituents Per State w-Member Signed Certificate**

**NON ACTIVE MEM = Const w-Signed Certificate who are Lapsed or Inquires ("Zero Dues Member")**

**ACTIVE MEM = Current Dues Paying or Lifetime Donor w-Signed Certificate (By Law Definition of "Sustaining Member" and number used for delegate count)**

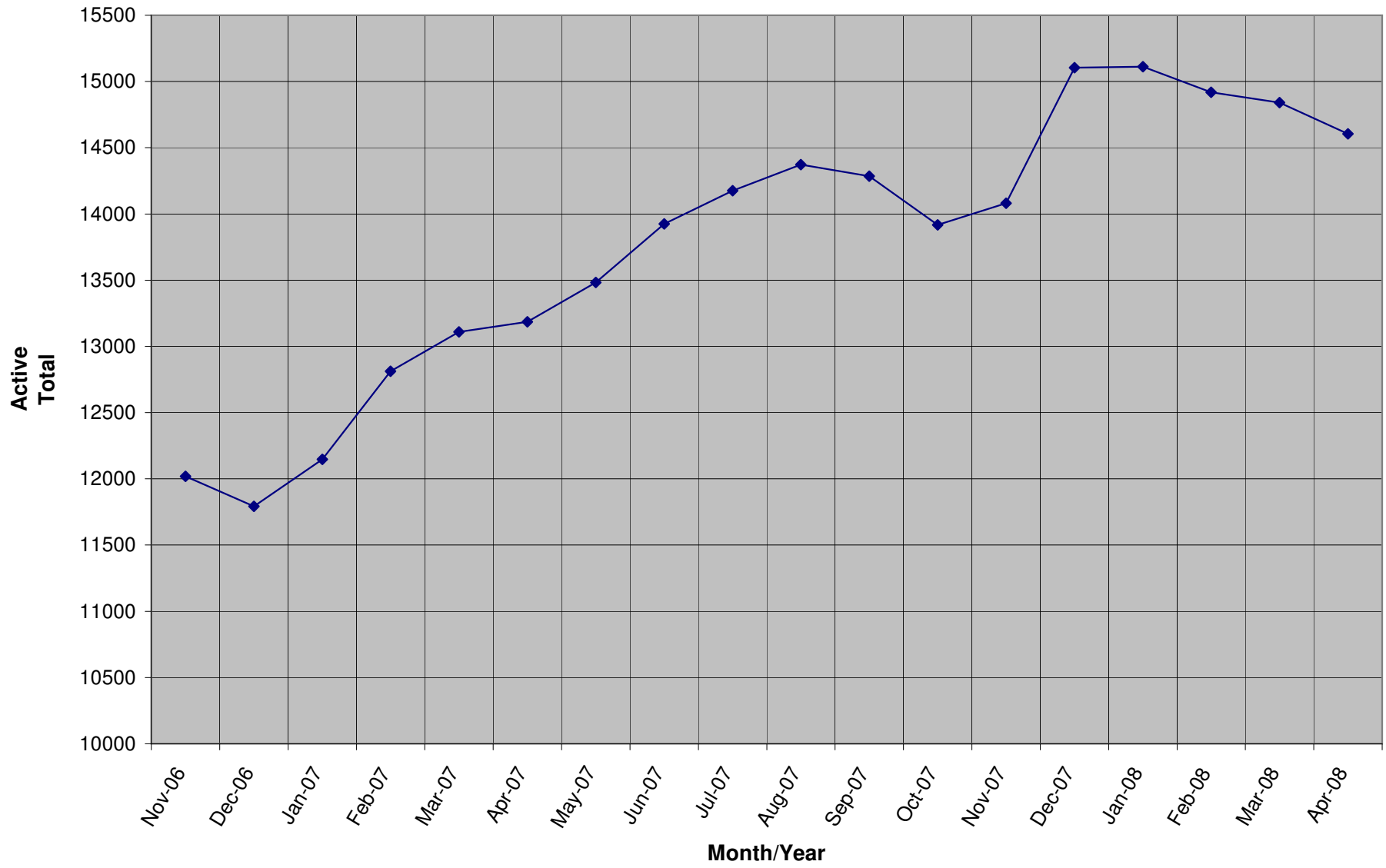
**ACTIVE SUB (ACTIVE NON MEM) = Current Dues Paying or Lifetime Donors Whoe Have NOT Signed the Certificate (Formerly Called "Subscriber")**

**TOTAL ACTIVE = Current Dues Paying or Lifetime Donor**

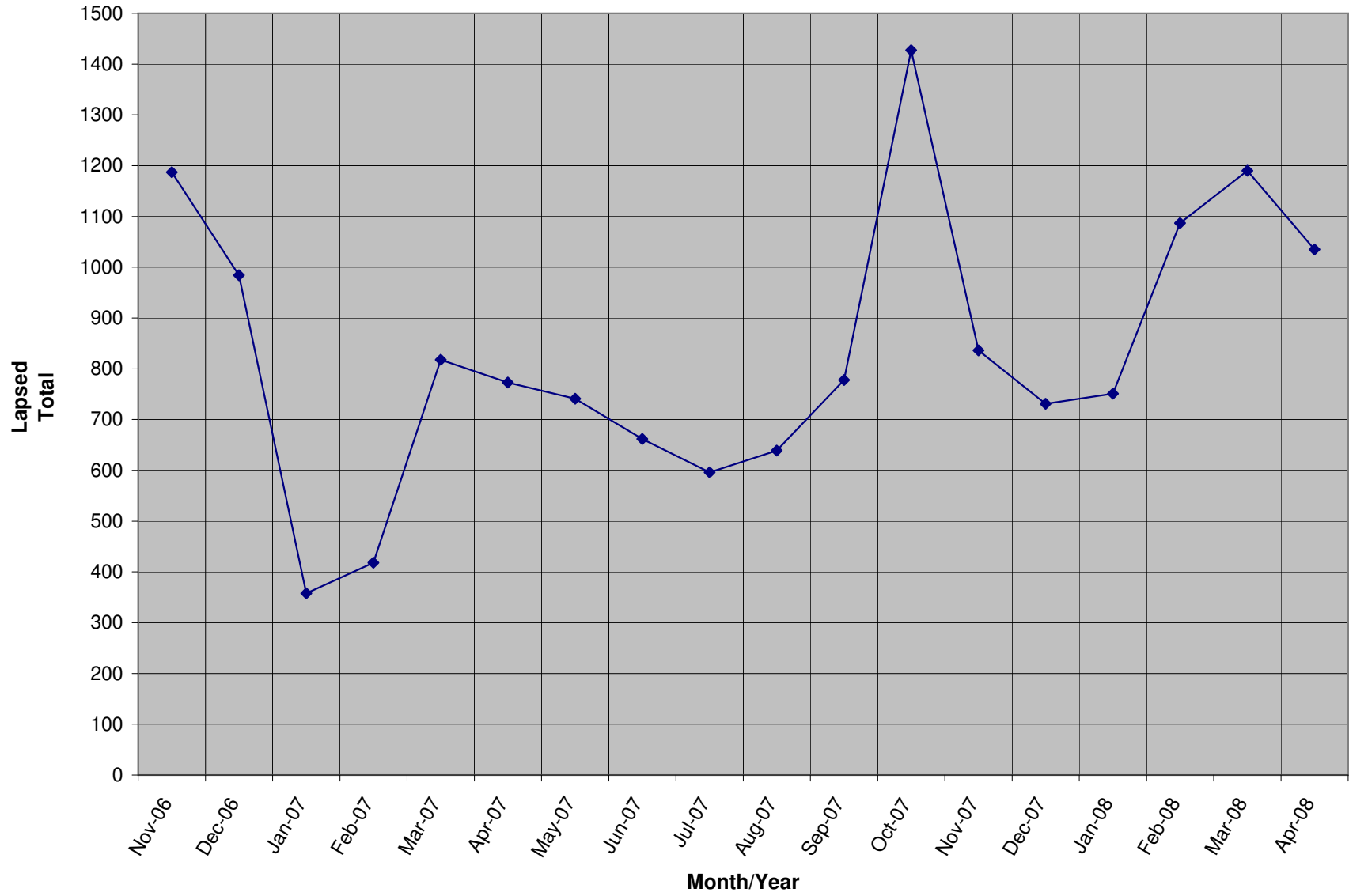
**STATE RANKINGS - TOP 15**

<u>STATE</u>	<u>TL MEM</u>	<u>ACT MEM</u>	<u>ACT SUB</u>	<u>TL ACT</u>
CA	17517	1959	152	1807
FL	6272	835	68	767
TX	6573	760	54	706
OH	3683	572	48	524
PA	4906	550	29	521
NY	3834	532	59	473
GA	5102	515	26	489
VA	3314	498	29	469
IL	3627	491	41	450
MI	4479	485	29	456
CO	2950	437	38	399
WA	3670	409	17	392
AZ	2622	339	33	306
IN	2426	333	26	307
NC	2570	332	21	311

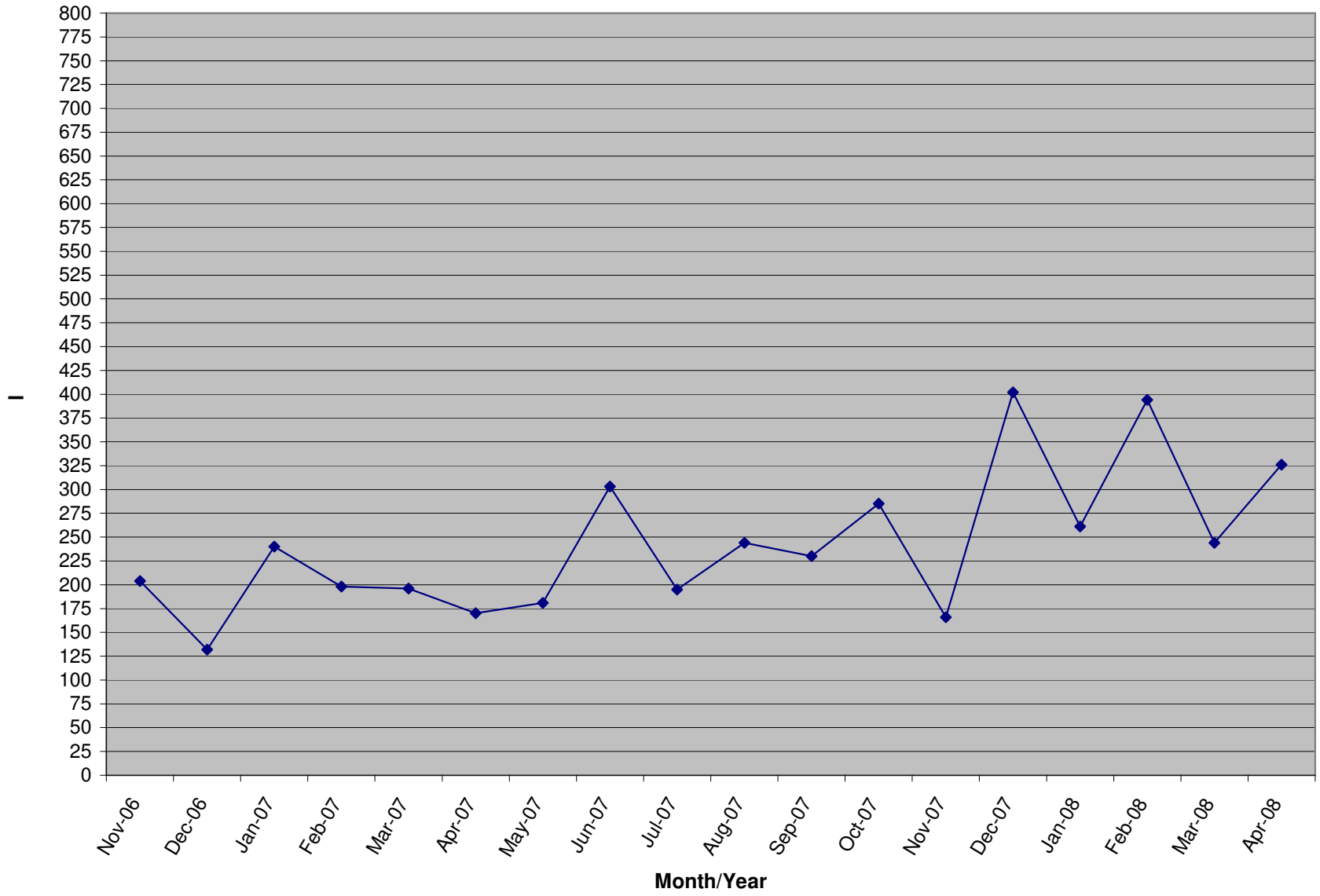
### Active Donors



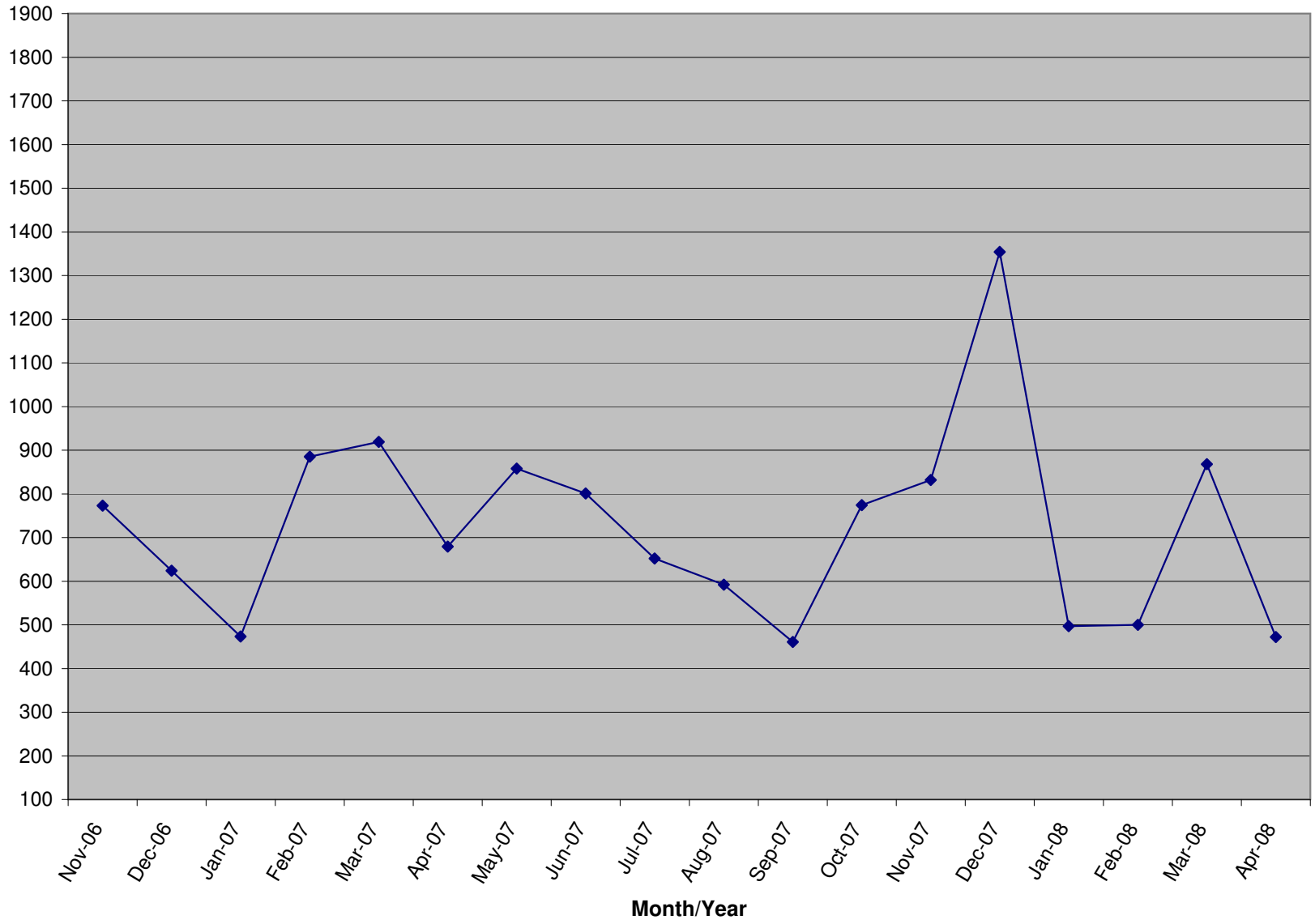
### Lapsed Donors



### New Donors



### Renew Donors



**MEM Total**

