

Libertarian National Committee

"Donor" Totals - May-06

18 Month Comparison

	Dec-04	Jan-05	Feb-05	Mar-05	Apr-05	May-05	Jun-05	Jul-05	Aug-05	Sep-05	Oct-05	Nov-05	Dec-05	Jan-06	Feb-06	Mar-06	Apr-06	May-06
Active w-MEM	20283	20299	20247	20537	20326	19755	19402	18936	18538	18082	17830	15896	15575	14795	14097	13664	13620	13168
Active w/out MEM	1894	1869	1993	2169	2233	2179	2232	2254	2255	2158	2165	2004	1838	1797	1890	1770	1403	1322
Total	22177	22168	22240	22706	22559	21934	21634	21190	20793	20240	19995	17900	17413	16592	15987	15434	15023	14490
Percent Change	1.56%	-0.04%	0.32%	2.10%	-0.65%	-2.77%	-1.37%	-2.05%	-1.87%	-2.66%	-1.21%	-10.48%	-2.72%	-4.71%	-3.65%	-3.46%	-2.66%	-3.55%

Lapsed MEM	558	626	583	1270	1354	1208	1607	1310	1338	1192	2114	2825	1696	970	801	1236	737	1132
Lapses w/out MEM	106	124	66	129	159	137	272	165	175	105	151	207	125	97	206	239	439	155
Lapsed Total	664	750	649	1399	1513	1345	1879	1475	1513	1297	2265	3032	1821	1067	1007	1475	1176	1287
Percent Change	-0.90%	12.95%	-13.47%	115.56%	8.15%	-11.10%	39.70%	-21.50%	2.58%	-14.28%	74.63%	33.86%	-39.94%	-41.41%	-5.62%	46.47%	-20.27%	9.44%

New Donors w-MEM	341	162	129	174	167	242	319	201	187	169	167	135	175	111	231	132	102	132
New w/out MEM	2	44	134	163	22	60	152	98	88	8	26	5	3	3	4	0	0	0
New Total	343	206	263	337	189	302	471	299	275	177	193	140	178	114	235	132	102	132
Percent Change	-1.44%	-39.94%	27.67%	28.14%	-43.92%	59.79%	55.96%	-36.52%	-8.03%	-35.64%	9.04%	-27.46%	27.14%	-35.96%	106.14%	-43.83%	-22.73%	29.41%

Renewed w-MEM	571	480	402	1386	976	395	935	643	753	567	1695	756	956	79	128	671	591	548
Renewed w/out MEM	91	55	56	142	201	23	173	89	88	0	132	41	63	53	295	119	72	74
Total Renewals	662	535	458	1528	1177	418	1108	732	841	567	1827	797	1019	132	423	790	663	622
Percent Change	90.78%	-19.18%	-14.39%	233.62%	-22.97%	-64.49%	165.07%	-33.94%	14.89%	-32.58%	222.22%	-56.38%	27.85%	-87.05%	220.45%	86.76%	-16.08%	-6.18%

Active MEM	20283	20299	20247	20537	20326	19755	19402	18936	18538	18082	17830	15896	15575	14795	14097	13664	13620	13168
Zero Dues MEM	n/a	n/a	n/a	n/a	n/a	n/a	n/a	n/a	n/a	n/a	n/a	n/a	n/a	83083	83516	84327	85648	85820
Total "MEM"	n/a	n/a	n/a	n/a	n/a	n/a	n/a	n/a	n/a	n/a	n/a	n/a	n/a	98658	98311	98424	99312	99440
Percent Change	n/a	n/a	n/a	n/a	n/a	n/a	n/a	n/a	n/a	n/a	n/a	n/a	n/a	n/a	-0.35%	0.11%	0.90%	0.13%

Last Year vs. This Year

	May-05	May-06		Active Donors w-MEM =	13168
Active w-MEM	19755	13168			
Active w/out MEM	2179	1322		Lapsed & Zero Dues MEM =	86780
Total Active	21934	14490			
Percent Change		-33.94%		Total "MEM" w-Signed Certificate =	99948
Lapsed	1345	1287		Member Signed Certificate =	"MEM"
Percent Change		-4.31%			
New Donors	302	132			
Percent Change		-56.29%			
Renewals	418	622			
Percent Change		48.80%			

May-06 MEMBERSHIP BY STATE --- ACTIVE AND NON ACTIVE

<u>STATE</u>	<u>TOTAL "MEM"</u>	<u>NON ACTIVE "MEM"</u>	<u>ACTIVE "MEM"</u>	<u>ACTIVE "SUB"</u>	<u>TOTAL "ACTIVE"</u>
AL	1157	988	169	12	181
AK	578	502	76	7	83
AZ	2303	2012	291	35	326
AR	597	537	60	5	65
CA	17105	15051	2054	212	2266
CO	2056	1674	382	46	428
CT	1105	940	165	18	183
DE	288	244	44	3	47
DC	281	248	33	8	41
FL	5699	4918	781	88	869
GA	4678	4103	575	52	627
HI	396	342	54	7	61
ID	557	502	55	5	60
IL	3334	2873	461	47	508
IN	2246	1903	343	31	374
IA	731	611	120	8	128
KS	907	780	127	13	140
KY	741	648	93	8	101
LA	700	608	92	8	100
ME	640	571	69	8	77
MD	1813	1533	280	37	317
MA	2398	2134	264	44	308
MI	4245	3743	502	37	539
MN	1452	1240	212	18	230
MS	427	382	45	9	54
MO	1610	1414	196	25	221

<u>STATE</u>	<u>TOTAL "MEM"</u>	<u>NON ACTIVE "MEM"</u>	<u>ACTIVE "MEM"</u>	<u>ACTIVE "SUB"</u>	<u>TOTAL "ACTIVE"</u>
MT	371	332	39	6	45
NE	409	356	53	4	57
NV	1325	1158	167	10	177
NH	1113	960	153	12	165
NJ	2428	2108	320	30	350
NM	890	769	121	10	131
NY	3500	3022	478	60	538
NC	2277	1965	312	32	344
ND	113	101	12	1	13
OH	3325	2815	510	43	553
OK	681	600	81	7	88
OR	1764	1538	226	23	249
PA	4600	4025	575	55	630
RI	199	174	25	0	25
SC	1105	968	137	11	148
SD	174	145	29	1	30
TN	1578	1347	231	15	246
TX	5910	5092	818	77	895
UT	838	761	77	7	84
VT	337	302	35	8	43
VA	3021	2559	462	40	502
WA	3468	3027	441	29	470
WV	473	417	56	1	57
WI	1379	1197	182	22	204
WY	240	208	32	1	33
OTHER	386	333	53	26	79

	<u>TOTAL "MEM"</u>	<u>NON ACTIVE "MEM"</u>	<u>ACTIVE "MEM"</u>	<u>ACTIVE "SUB"</u>	<u>TOTAL "ACTIVE"</u>
TOTALS	99948	86780	13168	1322	14490

DEFINITIONS: MEM = Member Signed Certificate

Total MEM = Total # Constituents Per State w-Member Signed Certificate

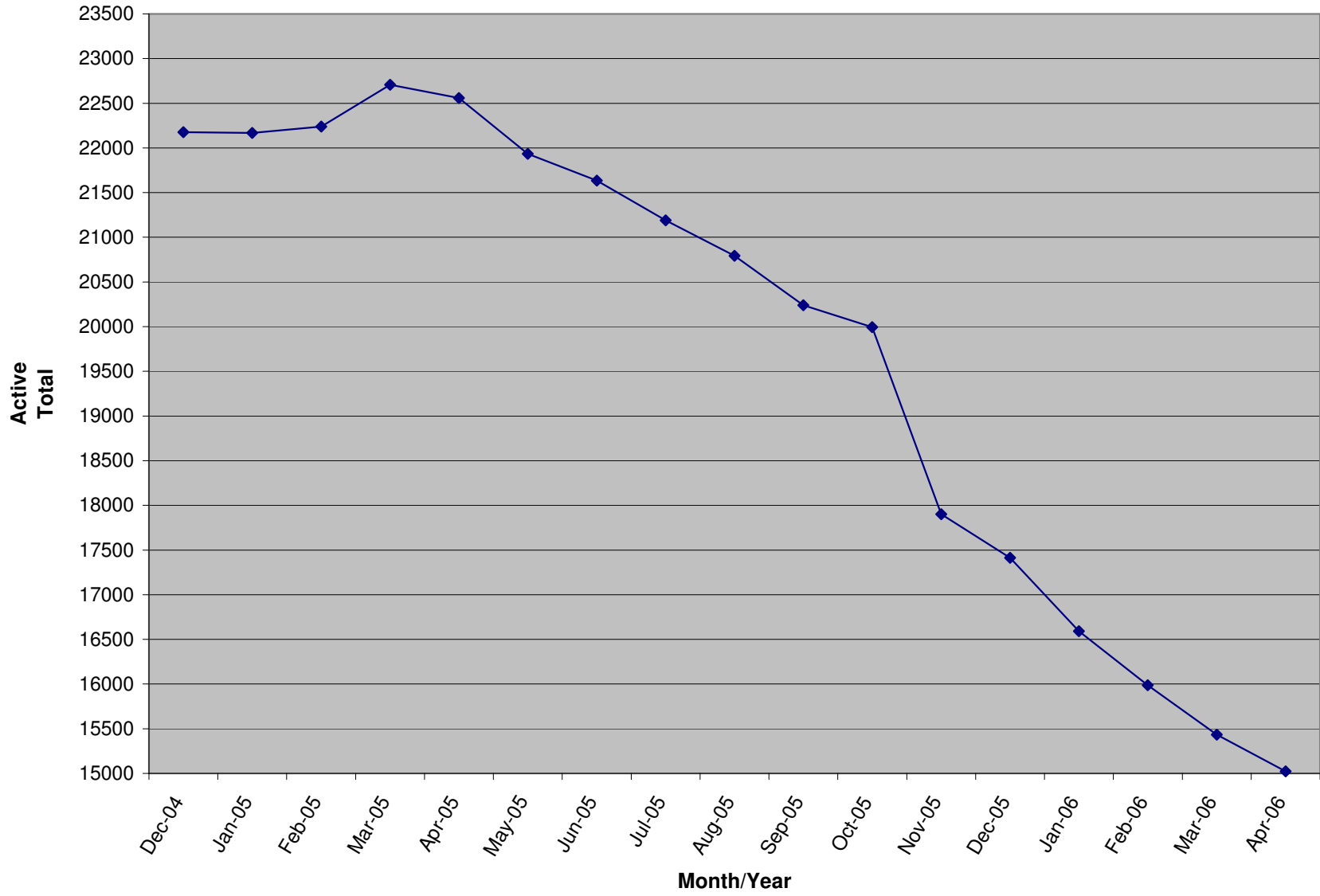
NON ACTIVE MEM = Const w-Signed Certificate who are Lapsed or Inquires ("Zero Dues Member")

ACTIVE MEM = Current Dues Paying or Lifetime Donor w-Signed Certificate (Formerly Called "Member" and number used for delegate count)

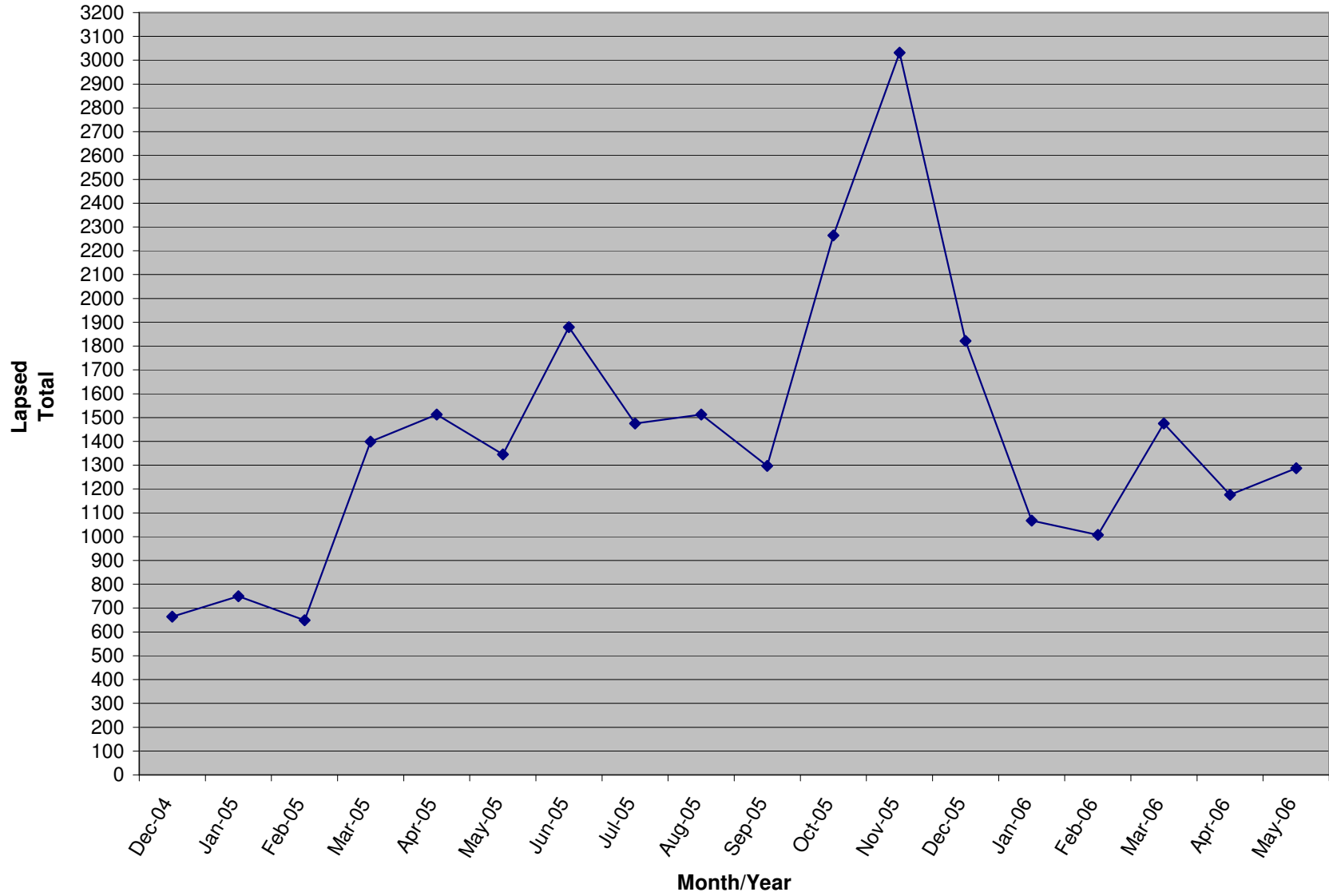
ACTIVE SUB (ACTIVE NON MEM) = Current Dues Paying or Lifetime Donors Whoe Have NOT Signed the Certificate (Formerly Called "Subscriber")

TOTAL ACTIVE = Current Dues Paying or Lifetime Donor

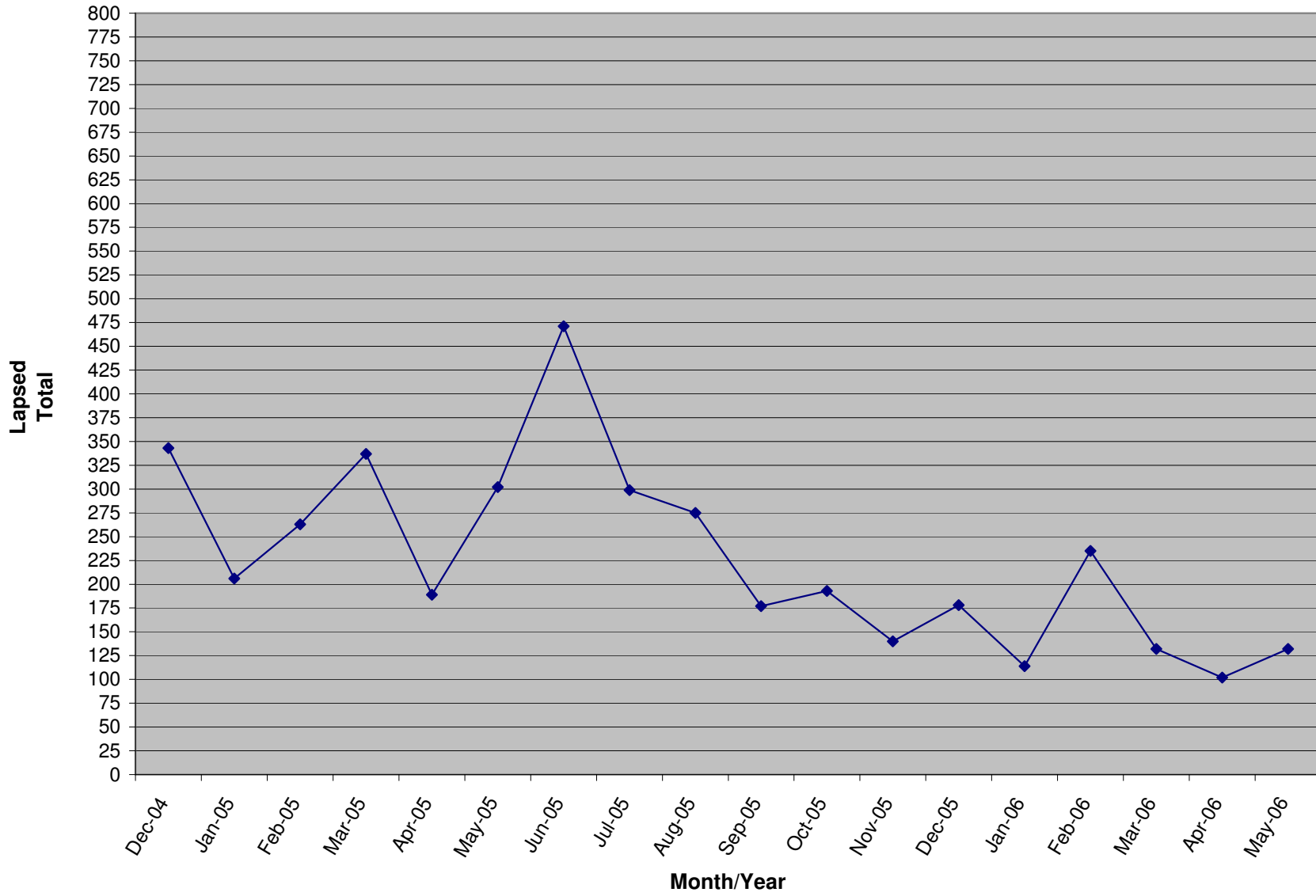
Active Donors



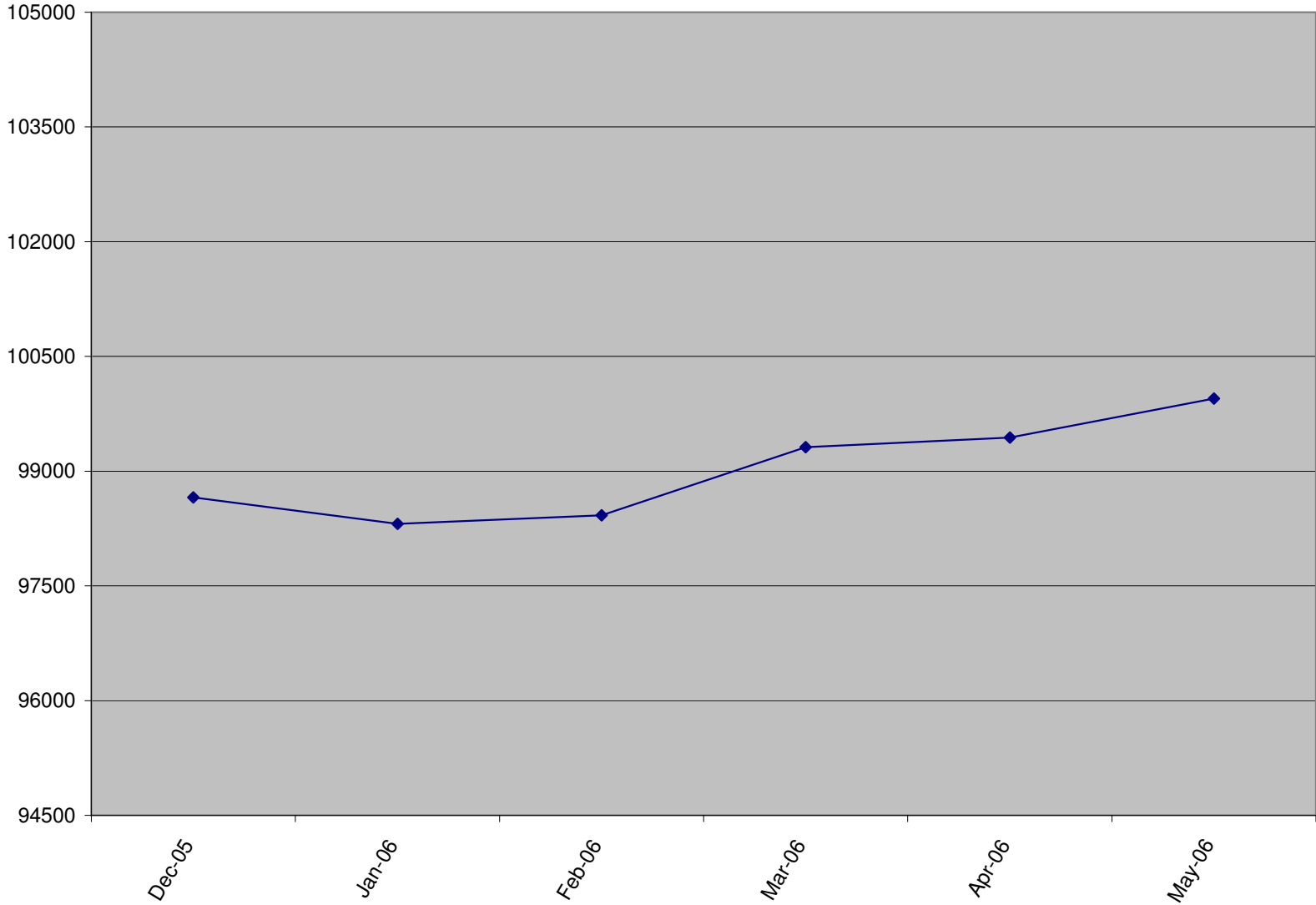
Lapsed Donors



New Donors



MEM Total



Month/Year