

Libertarian National Committee - Membership Report

"Donor" Totals - Apr-10

18 Month Comparison

	Nov-08	Dec-08	Jan-09	Feb-09	Mar-09	Apr-09	May-09	Jun-09	Jul-09	Aug-09	Sep-09	Oct-09	Nov-09	Dec-09	Jan-10	Feb-10	Mar-10	Apr-10
Active w-MEM	16079	15358	15178	15004	14892	15059	15068	14566	14303	14094	13787	13618	13963	14076	14412	14469	14307	14523
Active w/out MEM	1089	991	968	888	867	873	691	693	674	691	628	552	575	587	647	747	779	709
Total	17168	16349	16146	15892	15759	15932	15759	15259	14977	14785	14415	14170	14538	14663	15059	15216	15086	15232
Percent Change	-0.13%	-4.77%	-1.24%	-1.57%	-0.84%	1.10%	-1.09%	-3.17%	-1.85%	-1.28%	-2.50%	-1.70%	2.60%	0.86%	2.70%	1.04%	-0.85%	0.97%

Lapsed MEM	881	1285	1031	997	1291	946	1036	1443	1151	1129	1072	1089	1075	695	714	778	1280	1077
Lapes w/out MEM	31	133	67	119	107	52	188	35	54	42	72	120	21	40	33	31	53	82
Lapsed Total	912	1418	1098	1116	1398	998	1224	1478	1205	1171	1144	1209	1096	735	747	809	1333	1159
Percent Change	-14.77%	55.48%	-22.57%	1.64%	25.27%	-28.61%	22.65%	20.75%	-18.47%	-2.82%	-2.31%	5.68%	-9.35%	-32.94%	1.63%	8.30%	64.77%	-13.05%

New Donors w-MEM	613	152	224	307	462	460	363	319	364	412	367	284	251	206	218	258	338	223
New w/out MEM	7	3	4	1	19	15	1	4	3	3	3	7	9	3	9	66	15	3
New Total	620	155	228	308	481	475	364	323	367	415	370	291	260	209	227	324	353	226
Percent Change	-36.41%	-75.00%	47.10%	35.09%	56.17%	-1.25%	-23.37%	-11.26%	13.62%	13.08%	-10.84%	-21.35%	-10.65%	-19.62%	8.61%	42.73%	8.95%	-35.98%

Renewed w-MEM	248	412	627	516	717	653	682	622	524	508	398	636	1169	602	832	577	780	1070
Renewed w/out MEM	21	32	40	38	67	43	5	33	32	56	6	37	35	49	84	65	70	9
Total Renewals	269	444	667	554	784	696	687	655	556	564	404	673	1204	651	916	642	850	1079
Percent Change	-67.43%	65.06%	50.23%	-16.94%	41.52%	-11.22%	-1.29%	-4.66%	-15.11%	1.44%	-28.37%	66.58%	78.90%	-45.93%	40.71%	-29.91%	32.40%	26.94%

Active MEM	16079	15358	15178	15004	14892	15059	15068	14566	14303	14094	13787	13618	13963	14076	14412	14469	14307	14523
Zero Dues MEM	96841	97666	98069	98615	99176	99402	99941	100697	101390	102010	102737	103243	103079	103150	103034	103207	103643	103761
Total "MEM"	112920	113024	113247	113619	114068	114461	115009	115263	115693	116104	116524	116861	117042	117226	117446	117676	117950	118284
Percent Change	0.30%	0.09%	0.20%	0.33%	0.40%	0.34%	0.48%	0.22%	0.37%	0.36%	0.36%	0.29%	0.15%	0.16%	0.19%	0.20%	0.23%	0.28%
Total "LIFETIME"	1990	1993	1995	1997	1998	2005	2005	2006	2013	2020	2024	2026	2031	2035	2040	2043	2049	2066
Total "BSM"											13725	13549	13777	14096	14316	14394	14331	14615

Last Year vs. This Year

	Apr-09	Apr-10	Change	18 Mo Ave
Active w-MEM	15059	14523	-3.56%	14598
Active w/out MEM	873	709	-18.79%	758
Total Active	15932	15232	-4.39%	15356
Lapsed	998	1159	16.13%	1125
New Donors	475	226	-52.42%	333
Renewals	696	1079	55.03%	683

Active Donors w-MEM = 14523

Lapsed & Zero Dues MEM = 103761

Total "MEM" w-Signed Certificate = 118284

Member Signed Certificate = "MEM"

Total "BSM" = 14615

Bylaws defined Sustaining Member = "BSM"

NEW-RENEW BREAKDOWN BY TYPE

New Members 04/10			
Source	Number	\$ Total	Ave Gift
House Mailing to Inq	4	\$ 525.00	\$ 131.25
Dir Mail Prospecting	7	\$ 425.00	\$ 60.71
Tele-New	0	\$ -	\$ -
Web New Members	215	\$ 7,425.00	\$ 34.53
Total	226	\$ 8,375.00	\$ 37.06
Renewals 04/10			
Source	Number	\$ Total	Ave Gift
Renewals via House Mailing	366	\$ 16,730.00	\$ 45.71
Dir Mail Renewals	401	\$ 23,062.45	\$ 57.51
Tele-Renewal	10	\$ 1,280.00	\$ 128.00
Web Renewals	289	\$ 13,425.00	\$ 46.45
* Manual Adjustments	13	n/a	n/a
Total	1079	\$ 54,497.45	\$ 51.12

* Includes Renewals via Pledge Extension & New Pledges

Apr-10 MEMBERSHIP BY STATE --- ACTIVE AND NON ACTIVE

<u>STATE</u>	<u>TOTAL "MEM"</u>	<u>NON ACTIVE "MEM"</u>	<u>ACTIVE "MEM"</u>	<u>ACTIVE "SUB"</u>	<u>TOTAL "ACTIVE"</u>
AK	628	563	65	1	66
AL	1469	1242	227	11	238
AR	758	656	102	2	104
AZ	2799	2482	317	20	337
CA	18245	16364	1881	106	1987
CO	3243	2727	516	14	530
CT	1340	1147	193	9	202
DC	321	286	35	2	37
DE	347	293	54	3	57
FL	6894	6065	829	56	885
GA	5477	4976	501	15	516
HI	477	410	67	3	70
IA	865	737	128	7	135
ID	660	589	71	2	73
IL	3984	3421	563	35	598
IN	2655	2279	376	17	393
KS	1067	909	158	3	161
KY	963	844	119	6	125
LA	872	740	132	6	138
MA	2667	2397	270	20	290
MD	2074	1814	260	22	282
ME	721	655	66	4	70
MI	4769	4244	525	16	541
MN	1833	1613	220	3	223
MO	2023	1751	272	18	290
MS	521	456	65	4	69

<u>STATE</u>	<u>TOTAL "MEM"</u>	<u>NON ACTIVE "MEM"</u>	<u>ACTIVE "MEM"</u>	<u>ACTIVE "SUB"</u>	<u>TOTAL "ACTIVE"</u>
MT	436	389	47	4	51
NC	2857	2493	364	14	378
ND	149	121	28	0	28
NE	522	449	73	2	75
NH	1244	1090	154	8	162
NJ	2709	2402	307	20	327
NM	1004	885	119	8	127
NV	1562	1362	200	7	207
NY	4297	3628	669	34	703
OH	4338	3675	663	28	691
OK	865	768	97	6	103
OR	2012	1817	195	16	211
PA	5241	4680	561	32	593
RI	248	218	30	2	32
SC	1409	1228	181	8	189
SD	204	173	31	0	31
TN	2067	1779	288	5	293
TX	7392	6455	937	43	980
UT	991	894	97	4	101
VA	3787	3180	607	20	627
VT	359	328	31	4	35
WA	3914	3488	426	16	442
WI	1681	1441	240	11	251
WV	533	476	57	1	58
WY	279	238	41	1	42
OTHER	512	444	68	10	78

	<u>TOTAL "MEM"</u>	<u>NON ACTIVE "MEM"</u>	<u>ACTIVE "MEM"</u>	<u>ACTIVE "SUB"</u>	<u>TOTAL "ACTIVE"</u>
TOTALS	118284	103761	14523	709	15232

DEFINITIONS: MEM = Member Signed Certificate

Total MEM = Total # Constituents Per State w-Member Signed Certificate

NON ACTIVE MEM = Const w-Signed Certificate who are Lapsed or Inquires ("Zero Dues Member")

ACTIVE MEM = Current Dues Paying or Lifetime Donor w-Signed Certificate

ACTIVE SUB (ACTIVE NON MEM) = Current Dues Paying or Lifetime Donors Whoe Have NOT Signed the Certificate (Formerly Called "Subscriber")

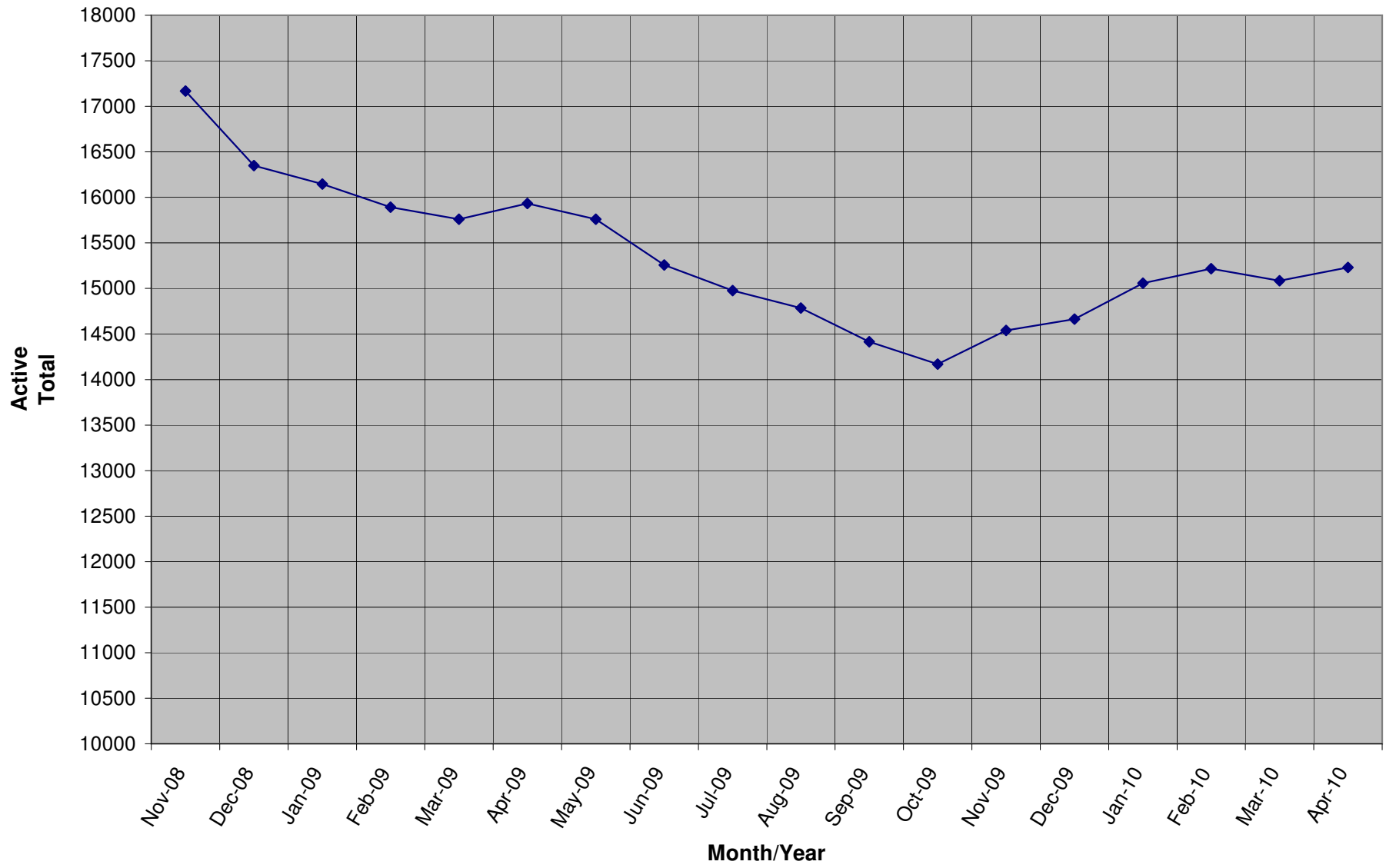
TOTAL ACTIVE = Current Dues Paying or Lifetime Donor

BSM = By Law Definition of "Sustaining Member" and number used for delegate count

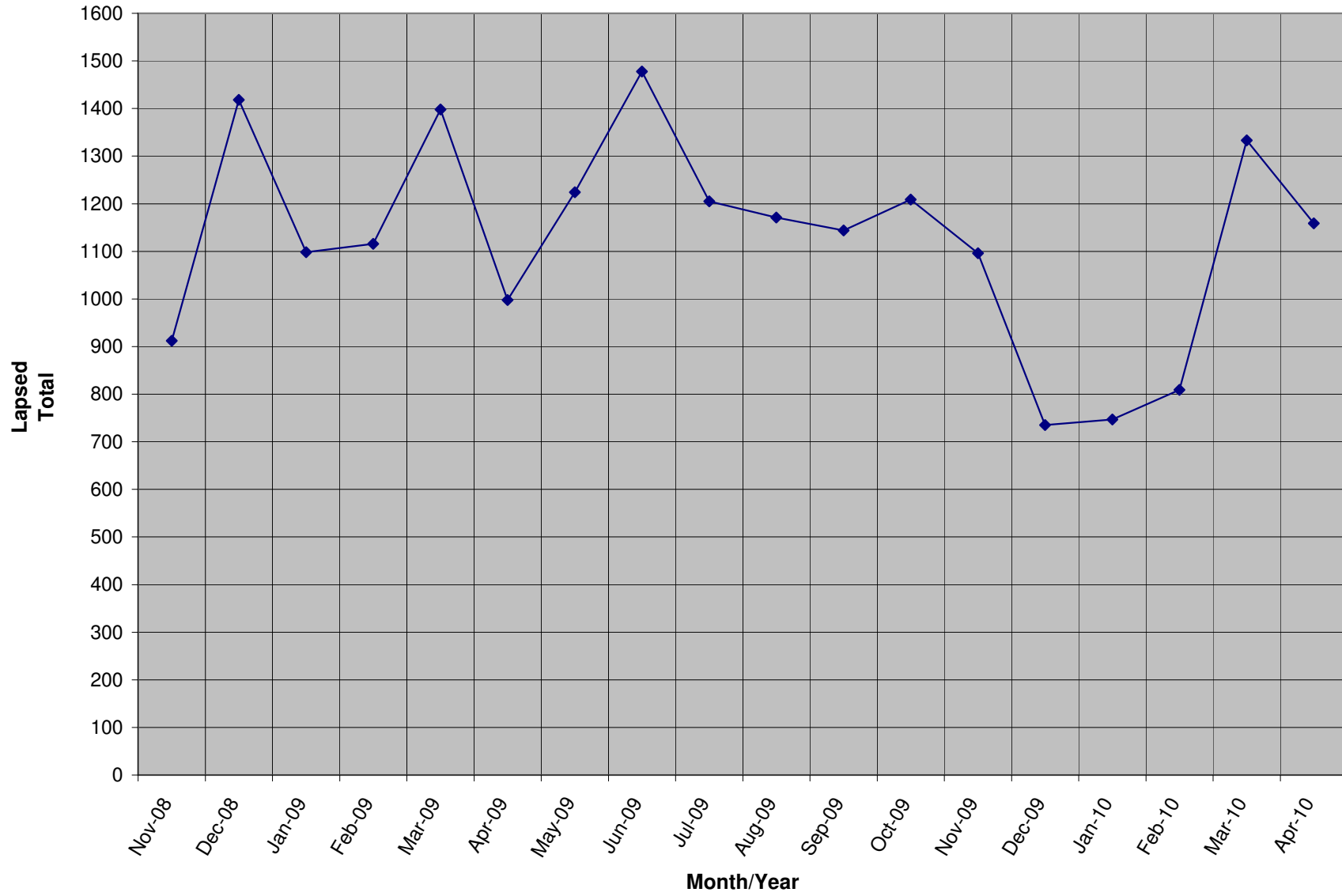
SUSTAINING MEMBERSHIP STATE RANKINGS - "BSM"

<u>State</u>	<u>Total BSM</u>	<u>Rank</u>	<u>State</u>	<u>Total BSM</u>
CA	1897	1	SC	181
TX	934	2	KS	158
FL	838	3	NH	154
OH	671	4	LA	137
NY	670	5	IA	129
VA	607	6	NM	121
IL	569	7	KY	117
PA	567	8	AR	99
MI	531	9	OK	99
CO	520	10	UT	94
GA	508	11	ID	72
WA	426	12	NE	70
IN	378	13	XX	70
NC	364	14	ME	66
AZ	319	15	MS	66
NJ	310	16	AK	65
TN	299	17	HI	65
MO	282	18	DE	55
MA	275	19	WV	55
MD	264	20	MT	48
WI	239	21	WY	40
AL	226	22	DC	35
MN	220	23	VT	34
NV	197	24	SD	32
OR	195	25	RI	30
CT	189	26	ND	28

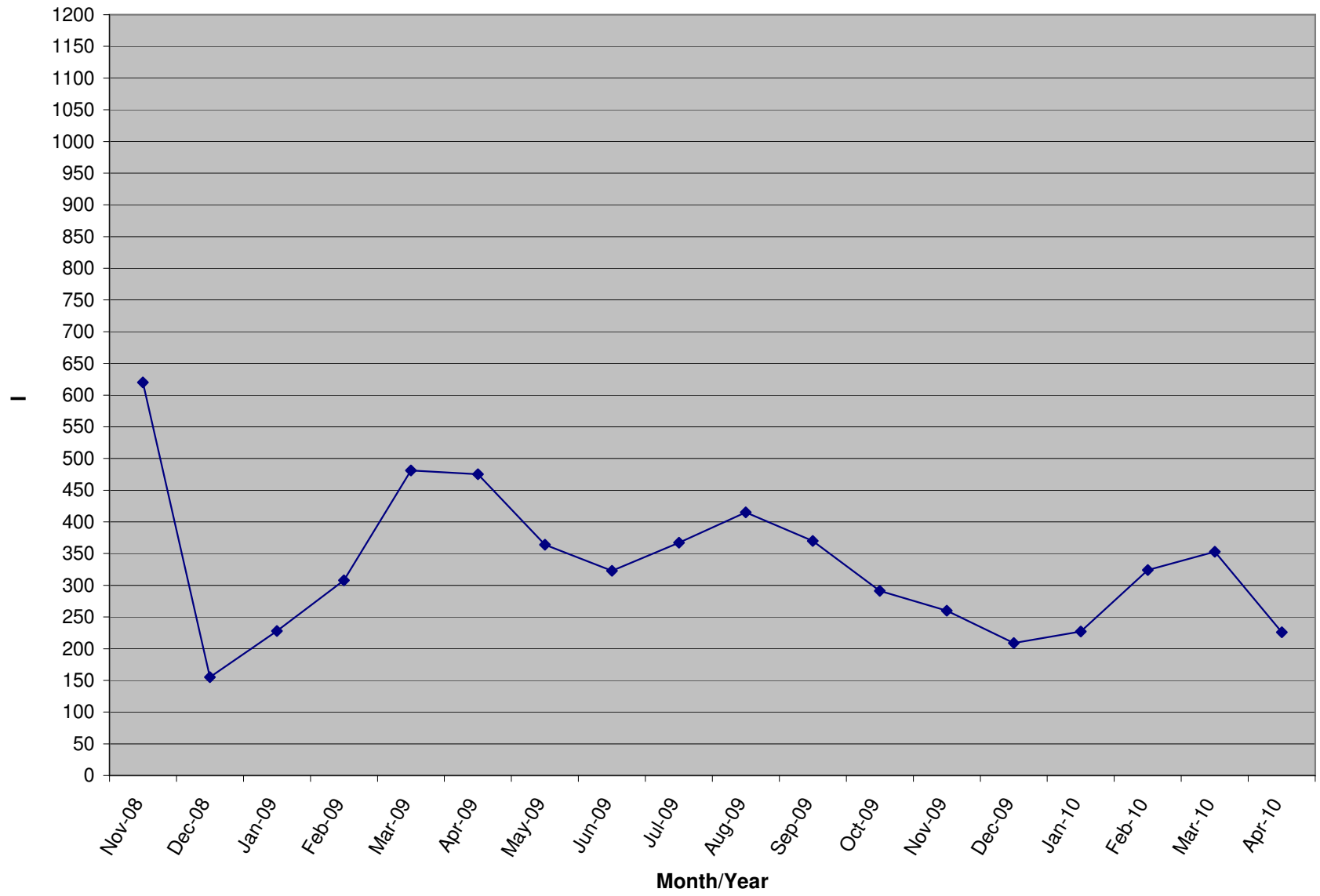
Active Donors



Lapsed Donors



New Donors



Renew Donors

