

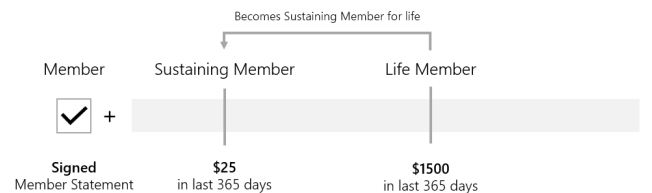
# Total National Membership September 2023

Month	Mar-23	Apr-23	May-23	Jun-23	Jul-23	Aug-23	Sep-23	MoM Change
Total Membership	234,559	234,595	234,532	234,043	234,361	235,519	243,475	3.38%
Sustaining Members	15,954	15,539	15,060	14,080	13,620	12,728	12,317	-3.23%
Life Members	3,216	3,234	3,234	3,242	3,242	3,248	3,248	0.0%

## National Sustaining Members by State September 2023

State	August	September	MoM Change						
Alabama	167	156	-6.59%						
Alaska	52	49	-5.77%						
Arizona	319	317	-0.63%	<b>Top 10</b>	California	Texas	Florida	Pennsylvania	New York
Arkansas	84	82	-2.38%		1258	964	683	523	514
California	1268	1258	-0.79%		Virginia	Ohio	Indiana	Michigan	Colorado
Colorado	425	406	-4.47%		494	486	472	410	406
Connecticut	135	133	-1.48%						
Delaware	56	54	-3.57%						
D.C.	19	19	0.00%						
Florida	692	683	-1.30%	<b>Next 5</b>	Illinois	Washington	Georgia	Arizona	North Carolina
Georgia	391	367	-6.14%		387	387	367	317	293
Hawaii	47	44	-6.38%						
Idaho	100	98	-2.00%						
Illinois	405	387	-4.44%						
Indiana	482	472	-2.07%						
Iowa	104	98	-5.77%						
Kansas	114	112	-1.75%						
Kentucky	153	148	-3.27%						
Louisiana	131	127	-3.05%						
Maine	68	66	-2.94%						
Maryland	241	237	-1.66%						
Massachusetts	244	238	-2.46%						
Michigan	415	410	-1.20%						
Minnesota	217	201	-7.37%						
Mississippi	78	74	-5.13%						
Missouri	233	219	-6.01%						
Montana	51	49	-3.92%						
Nebraska	76	73	-3.95%						
Nevada	163	163	0.00%						
New Hampshire	173	168	-2.89%						
New Jersey	272	263	-3.31%						
New Mexico	98	92	-6.12%						
New York	526	514	-2.28%						
North Carolina	313	293	-6.39%						
North Dakota	26	28	7.69%						
Ohio	513	486	-5.26%						
Oklahoma	119	113	-5.04%						
Oregon	164	159	-3.05%						
Pennsylvania	531	523	-1.51%						
Rhode Island	27	25	-7.41%						
South Carolina	188	182	-3.19%						
South Dakota	42	41	-2.38%						
Tennessee	292	280	-4.11%						
Texas	1018	964	-5.30%						
Utah	135	130	-3.70%						
Vermont	26	27	3.85%						
Virginia	510	494	-3.14%						
Washington	404	387	-4.21%						
West Virginia	76	75	-1.32%						
Wisconsin	224	218	-2.68%						
Wyoming	43	40	-6.98%						
Other	78	75	-3.85%						

### Core membership structure as defined in our Bylaws

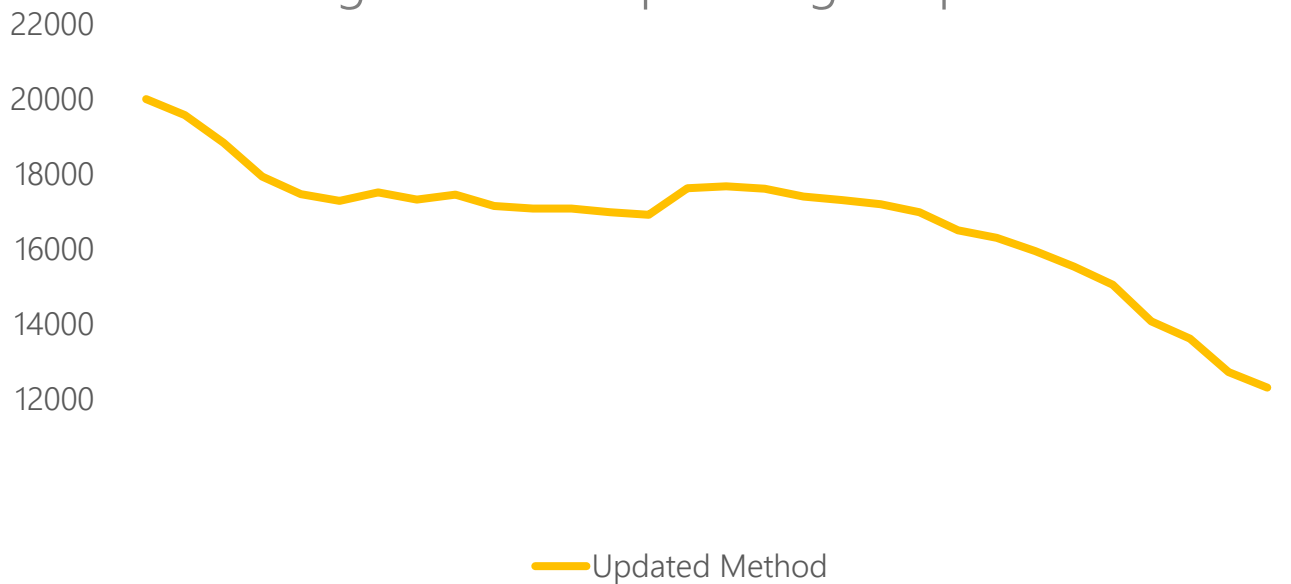


Members must also be living, we exclude cancellations, and only donations apply (not Store or Convention purchases)

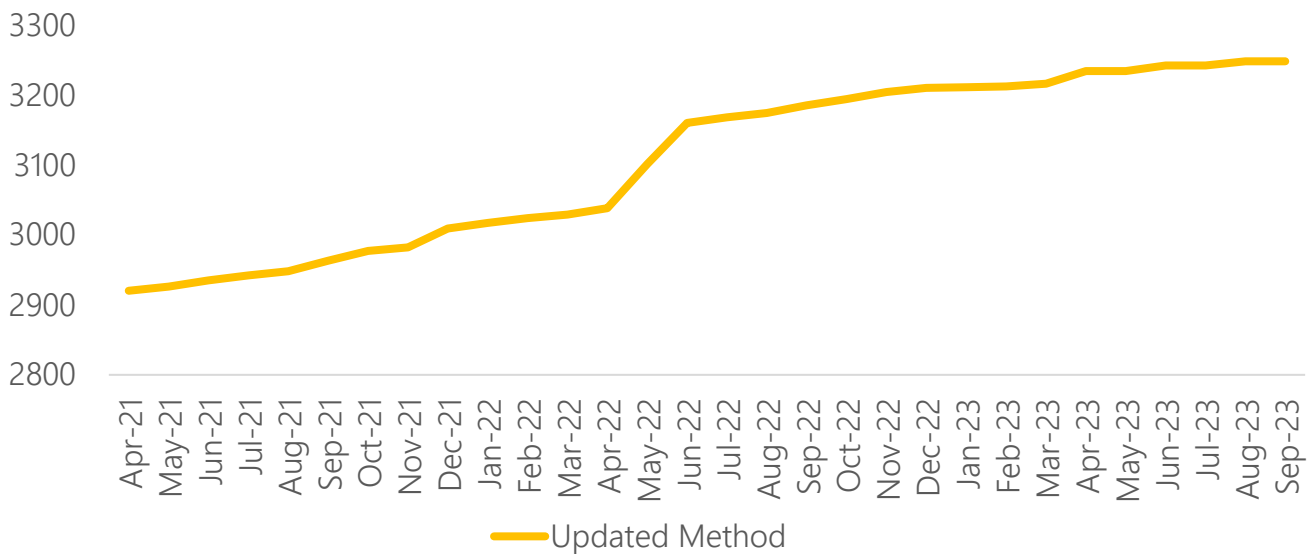
## Total Membership through September 2023



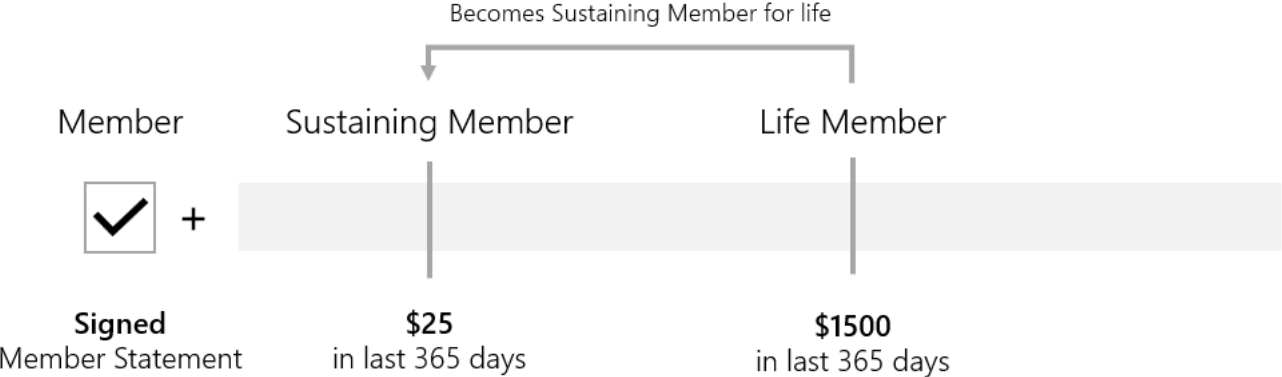
## Sustaining Membership through September 2023



## Life Membership through September 2023



# Core membership structure as defined in our Bylaws



Members must also be living, we exclude cancellations, and only donations apply (not Store or Convention purchases)