

Libertarian National Committee
Membership Totals May-05

18 Month Comparison

	Dec-03	Jan-04	Feb-04	Mar-04	Apr-04	May-04	Jun-04	Jul-04	Aug-04	Sep-04	Oct-04	Nov-04	Dec-04	Jan-05	Feb-05	Mar-05	Apr-05	May-05
Members	19410	19084	18826	19276	19107	19306	19834	19982	19747	19830	19913	19929	20283	20299	20247	20537	20392	20131
Subscribers	1633	1657	1821	1956	1977	1944	2087	1936	1961	1930	1898	1907	1894	1869	1993	2169	2262	2236
Total	21043	20741	20647	21232	21084	21250	21921	21918	21708	21760	21811	21836	22177	22168	22240	22706	22654	22367
Percent Change	#REF!	-1.44%	-0.45%	2.83%	-0.70%	0.79%	3.16%	-0.01%	-0.96%	0.24%	0.23%	0.11%	1.56%	-0.04%	0.32%	2.10%	-0.23%	-1.27%

Lapsed Members	448	487	365	491	476	404	395	488	556	496	743	618	558	626	583	1270	1354	1208
Lapsed Subscribers	39	54	41	68	25	47	46	62	71	56	83	52	106	124	66	129	159	137
Lapsed Total	487	541	406	559	501	451	441	550	627	552	826	670	664	750	649	1399	1513	1345
Percent Change	#REF!	11.09%	-24.95%	37.68%	-10.38%	-9.98%	-2.22%	24.72%	14.00%	-11.96%	49.64%	-18.89%	-0.90%	12.95%	-13.47%	115.56%	8.15%	-11.10%

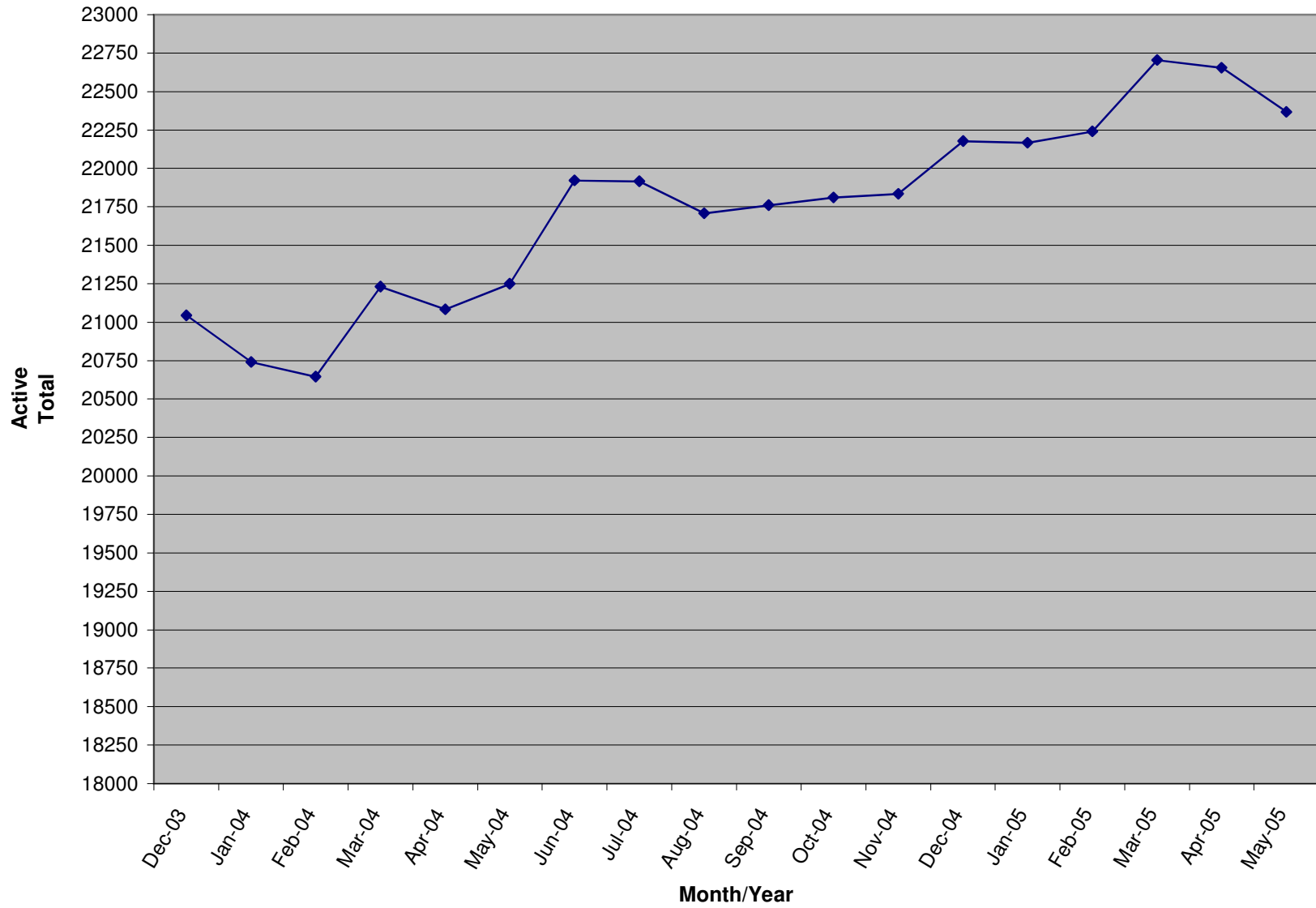
New Members	140	220	221	259	206	242	232	293	201	88	706	348	341	162	129	174	167	242
New Subscribers	52	48	49	97	104	75	111	84	75	16	5	0	2	44	134	163	22	60
New Total	192	268	270	356	310	317	343	377	276	104	711	348	343	206	263	337	189	302
Percent Change	#REF!	39.58%	0.75%	31.85%	-12.92%	2.26%	8.20%	9.91%	-26.79%	-62.32%	583.65%	-51.05%	-1.44%	-39.94%	27.67%	28.14%	-43.92%	59.79%

Renewed Mem	NA	NA	NA	NA	NA	NA	NA	NA	NA	491	120	286	571	480	402	1386	1042	705
Renewed Sub	NA	NA	NA	NA	NA	NA	NA	NA	NA	9	46	61	91	55	56	142	230	51
Total Renewals	NA	NA	NA	NA	NA	NA	NA	NA	NA	500	166	347	662	535	458	1528	1272	756
Percent Change	NA	NA	NA	NA	NA	NA	NA	NA	NA	NA	-66.80%	109.04%	90.78%	-19.18%	-14.39%	233.62%	-16.75%	-40.57%

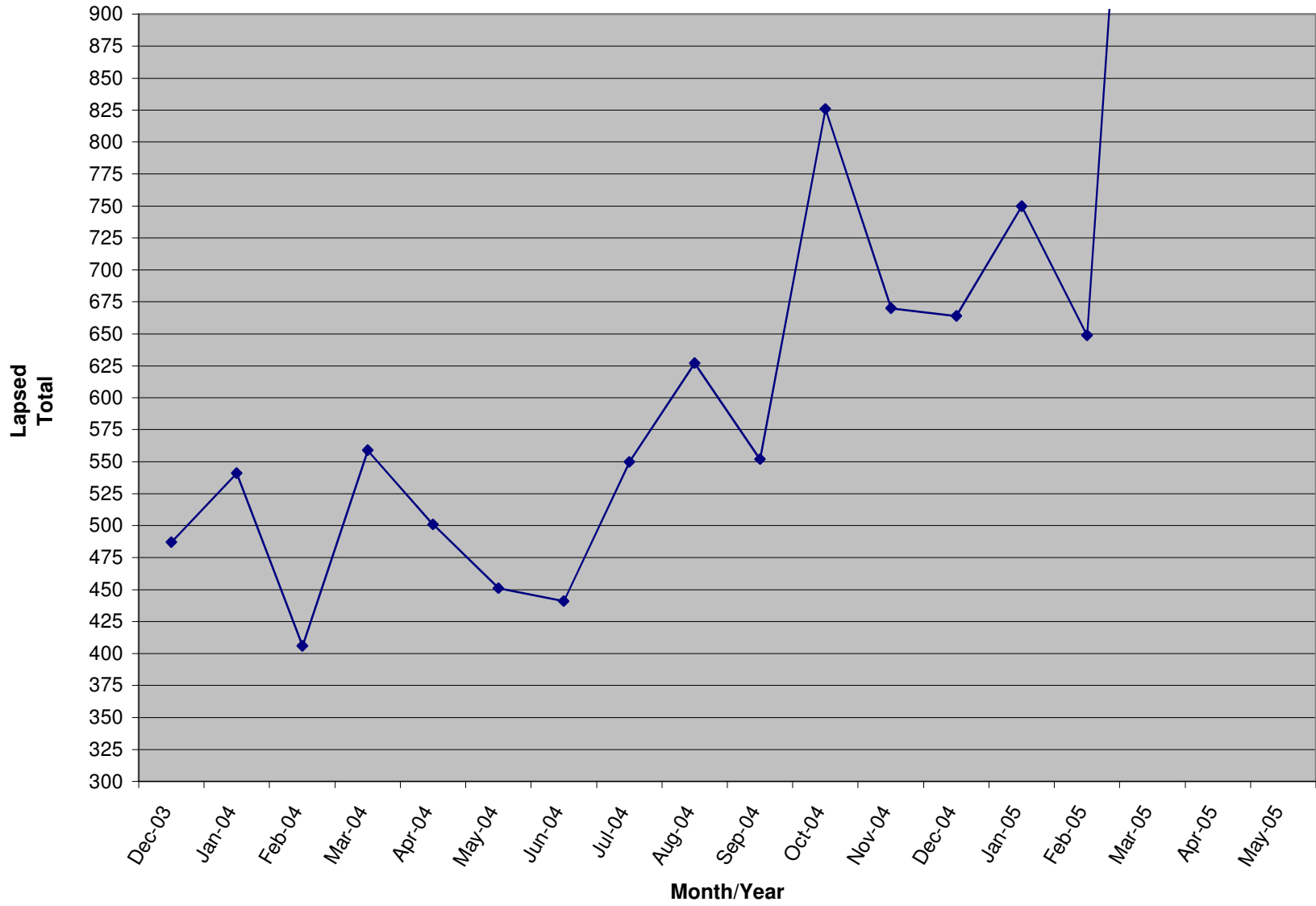
Last Year vs. This Year

	May-04	May-05
Members	19306	20131
Subscribers	1944	2236
Total	21250	22367
Percent Change		5.26%
Lapsed	451	1345
Percent Change		198.23%
New	317	302
Percent Change		-4.73%
Renewals	NA	756
Percent Change		NA

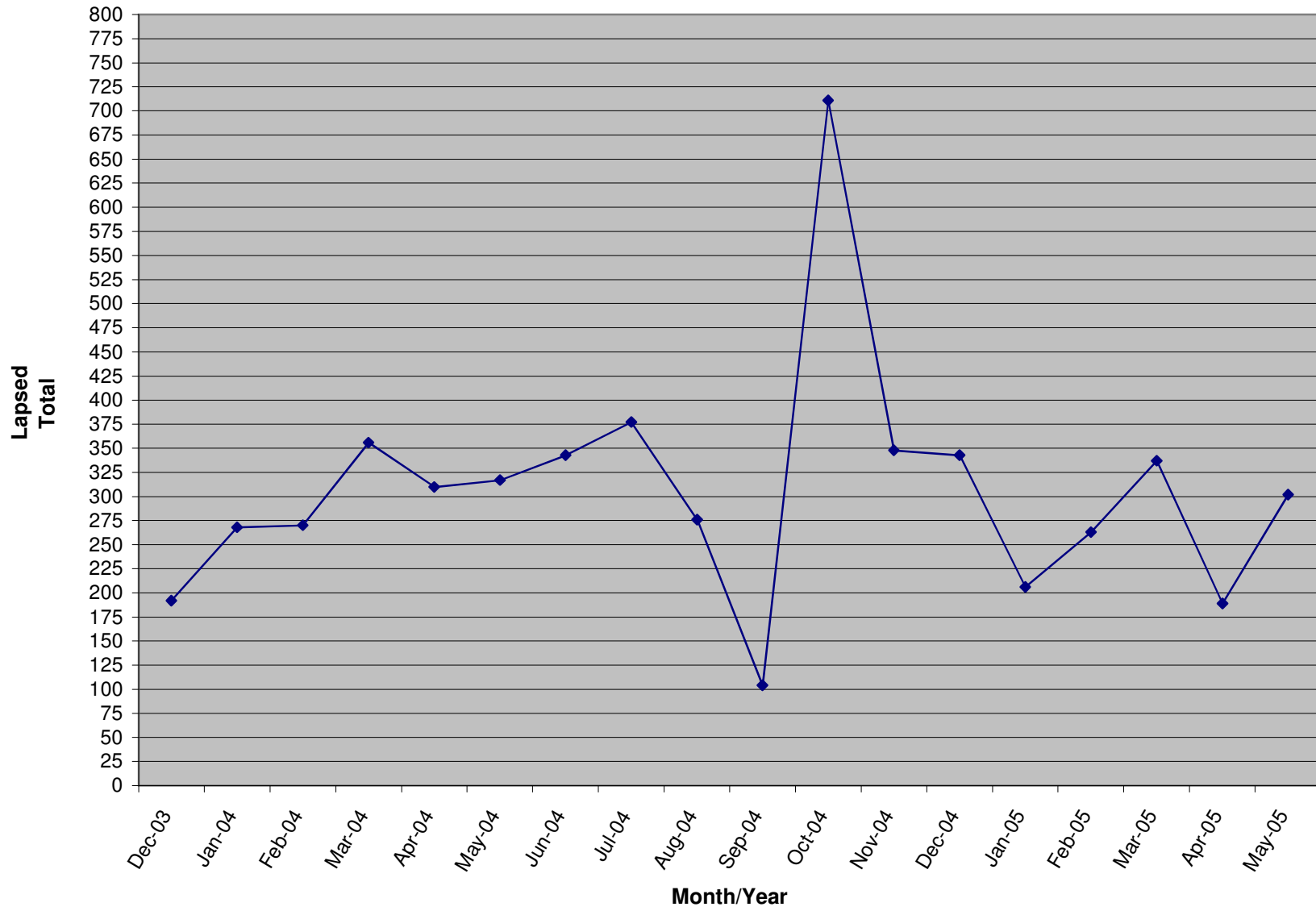
Active Membership



Lapsed Membership



New Membership



MEMBERS - SUBSCRIBERS BY STATE

<u>STATE</u>	<u>MEM</u>	<u>SUB</u>	<u>TOTAL</u>	<u>STATE</u>	<u>MEM</u>	<u>SUB</u>	<u>TOTAL</u>
AL	222	17	239	MT	64	13	77
AK	114	9	123	NE	79	8	87
AZ	364	45	409	NV	256	28	284
AR	89	18	107	NH	209	24	233
CA	3271	280	3551	NJ	459	58	517
CO	535	66	601	NM	193	26	219
CT	243	22	265	NY	708	98	806
DE	67	3	70	NC	461	34	495
DC	60	10	70	ND	22	5	27
FL	1091	150	1241	OH	715	84	799
GA	841	102	943	OK	130	11	141
HI	82	8	90	OR	359	32	391
ID	79	10	89	PA	789	66	855
IL	700	73	773	RI	34	5	39
IN	543	59	602	SC	194	19	213
IA	187	10	197	SD	34	2	36
KS	178	23	201	TN	325	22	347
KY	135	15	150	TX	1163	135	1298
LA	137	20	157	UT	127	18	145
ME	98	11	109	VT	72	11	83
MD	388	59	447	VA	690	87	777
MA	448	52	500	WA	649	58	707
MI	802	76	878	WV	70	7	77
MN	299	34	333	WI	290	39	329
MS	62	14	76	WY	49	3	52
MO	310	40	350	OTHER	645	117	762

TOTAL ALL STATES	22367
-------------------------	-------