

**Libertarian National Committee**  
**Membership Totals Aug-05**

**18 Month Comparison**

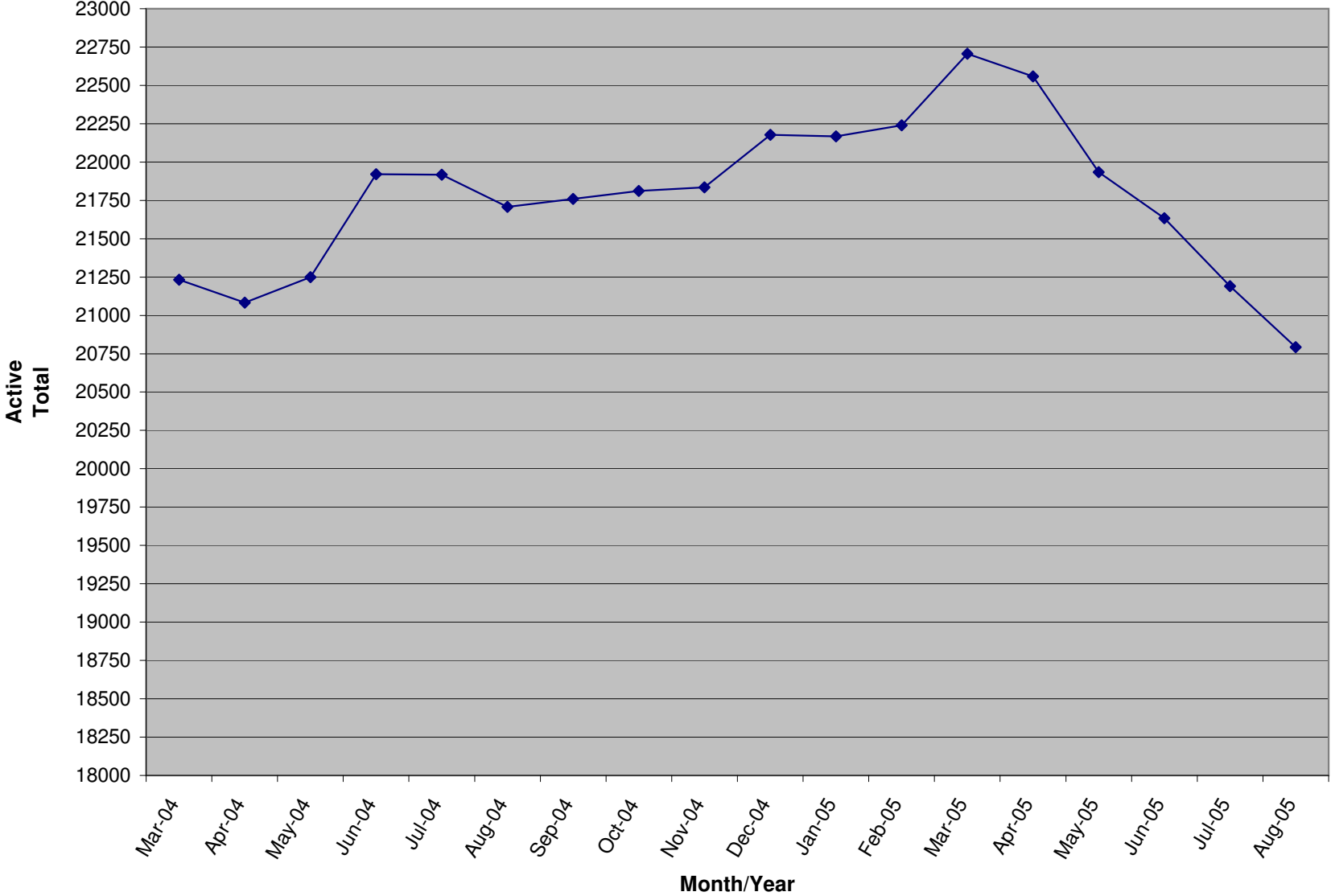
	Mar-04	Apr-04	May-04	Jun-04	Jul-04	Aug-04	Sep-04	Oct-04	Nov-04	Dec-04	Jan-05	Feb-05	Mar-05	Apr-05	May-05	Jun-05	Jul-05	Aug-05
Members	19276	19107	19306	19834	19982	19747	19830	19913	19929	20283	20299	20247	20537	20326	19755	19402	18936	18538
Subscribers	1956	1977	1944	2087	1936	1961	1930	1898	1907	1894	1869	1993	2169	2233	2179	2232	2254	2255
<b>Total</b>	<b>21232</b>	<b>21084</b>	<b>21250</b>	<b>21921</b>	<b>21918</b>	<b>21708</b>	<b>21760</b>	<b>21811</b>	<b>21836</b>	<b>22177</b>	<b>22168</b>	<b>22240</b>	<b>22706</b>	<b>22559</b>	<b>21934</b>	<b>21634</b>	<b>21190</b>	<b>20793</b>
<b>Percent Change</b>	<b>#REF!</b>	<b>-0.70%</b>	<b>0.79%</b>	<b>3.16%</b>	<b>-0.01%</b>	<b>-0.96%</b>	<b>0.24%</b>	<b>0.23%</b>	<b>0.11%</b>	<b>1.56%</b>	<b>-0.04%</b>	<b>0.32%</b>	<b>2.10%</b>	<b>-0.65%</b>	<b>-2.77%</b>	<b>-4.10%</b>	<b>-3.39%</b>	<b>-3.89%</b>
Lapsed Members	491	476	404	395	488	556	496	743	618	558	626	583	1270	1354	1208	1607	1310	1338
Lapsed Subscribers	68	25	47	46	62	71	56	83	52	106	124	66	129	159	137	272	165	175
<b>Lapsed Total</b>	<b>559</b>	<b>501</b>	<b>451</b>	<b>441</b>	<b>550</b>	<b>627</b>	<b>552</b>	<b>826</b>	<b>670</b>	<b>664</b>	<b>750</b>	<b>649</b>	<b>1399</b>	<b>1513</b>	<b>1345</b>	<b>1879</b>	<b>1475</b>	<b>1513</b>
<b>Percent Change</b>	<b>#REF!</b>	<b>-10.38%</b>	<b>-9.98%</b>	<b>-2.22%</b>	<b>24.72%</b>	<b>14.00%</b>	<b>-11.96%</b>	<b>49.64%</b>	<b>-18.89%</b>	<b>-0.90%</b>	<b>12.95%</b>	<b>-13.47%</b>	<b>115.56%</b>	<b>8.15%</b>	<b>-11.10%</b>	<b>24.19%</b>	<b>9.67%</b>	<b>-19.48%</b>
New Members	259	206	242	232	293	201	88	706	348	341	162	129	174	167	242	319	201	187
New Subscribers	97	104	75	111	84	75	16	5	0	2	44	134	163	22	60	152	98	88
<b>New Total</b>	<b>356</b>	<b>310</b>	<b>317</b>	<b>343</b>	<b>377</b>	<b>276</b>	<b>104</b>	<b>711</b>	<b>348</b>	<b>343</b>	<b>206</b>	<b>263</b>	<b>337</b>	<b>189</b>	<b>302</b>	<b>471</b>	<b>299</b>	<b>275</b>
<b>Percent Change</b>	<b>#REF!</b>	<b>-12.92%</b>	<b>2.26%</b>	<b>8.20%</b>	<b>9.91%</b>	<b>-26.79%</b>	<b>-62.32%</b>	<b>583.65%</b>	<b>-51.05%</b>	<b>-1.44%</b>	<b>-39.94%</b>	<b>27.67%</b>	<b>28.14%</b>	<b>-43.92%</b>	<b>59.79%</b>	<b>149.21%</b>	<b>-0.99%</b>	<b>-41.61%</b>
Renewed Mem	NA	NA	NA	NA	NA	NA	491	120	286	571	480	402	1386	976	395	935	643	753
Renewed Sub	NA	NA	NA	NA	NA	NA	9	46	61	91	55	56	142	201	23	173	89	88
<b>Total Renewals</b>	<b>NA</b>	<b>NA</b>	<b>NA</b>	<b>NA</b>	<b>NA</b>	<b>NA</b>	<b>500</b>	<b>166</b>	<b>347</b>	<b>662</b>	<b>535</b>	<b>458</b>	<b>1528</b>	<b>1177</b>	<b>418</b>	<b>1108</b>	<b>732</b>	<b>841</b>
<b>Percent Change</b>	<b>NA</b>	<b>NA</b>	<b>NA</b>	<b>NA</b>	<b>NA</b>	<b>NA</b>	<b>NA</b>	<b>-66.80%</b>	<b>109.04%</b>	<b>90.78%</b>	<b>-19.18%</b>	<b>-14.39%</b>	<b>233.62%</b>	<b>-22.97%</b>	<b>-64.49%</b>	<b>-5.86%</b>	<b>75.12%</b>	<b>-24.10%</b>

**Last Year vs. This Year**

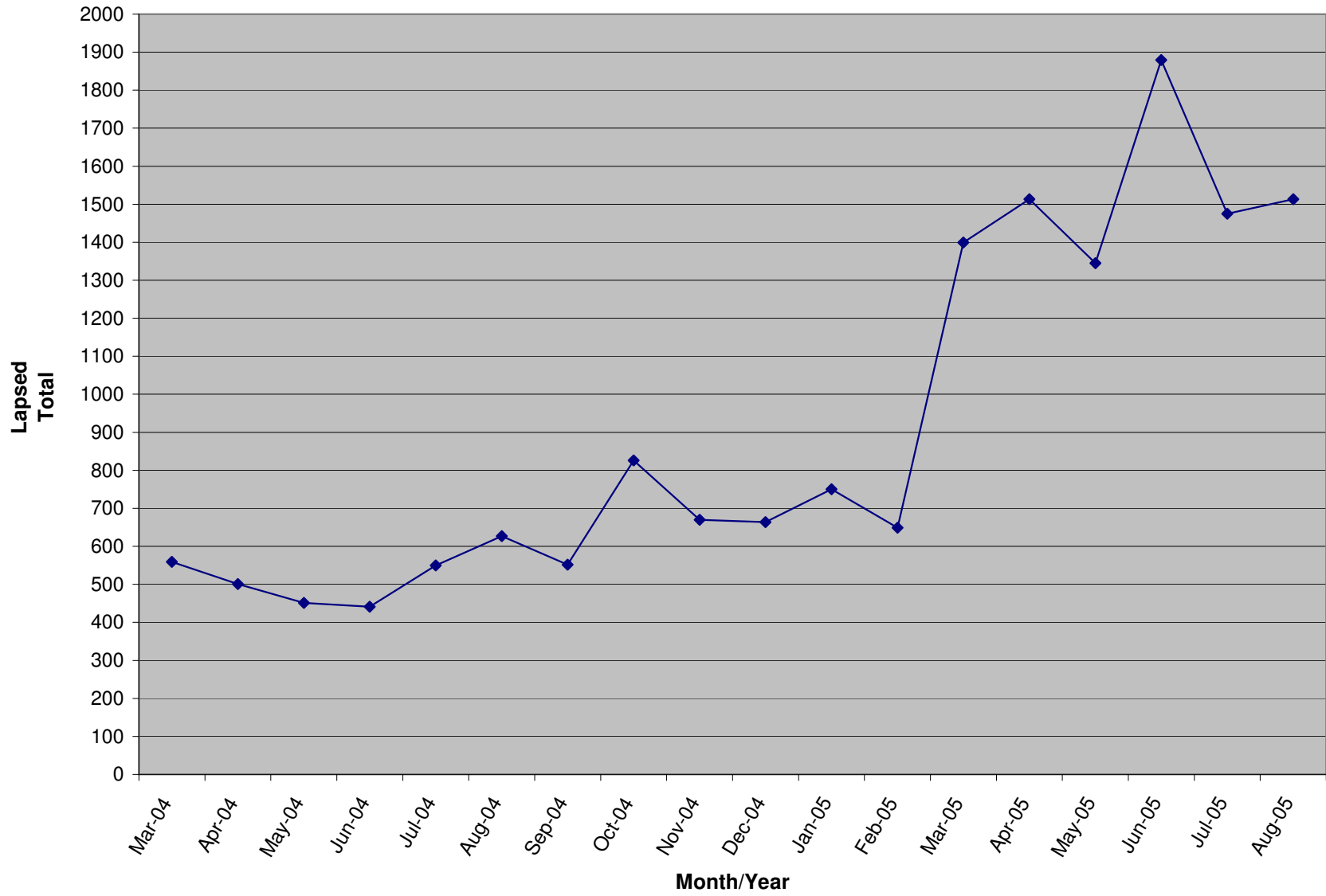
	Aug-04	Aug-05
Members	19747	18538
Subscribers	1961	2255
<b>Total</b>	<b>21708</b>	<b>20793</b>
<b>Percent Change</b>		<b>-4.22%</b>
Lapsed	627	1513
<b>Percent Change</b>		<b>141.31%</b>
New	276	275
<b>Percent Change</b>		<b>-0.36%</b>
Renewals	NA	841
<b>Percent Change</b>		<b>NA</b>

<b>Active w-Mem Signed Certificate =</b>	<b>16839</b>
<b>Lapsed w-Mem Signed Certificate =</b>	<b>80175</b>
<b>Total w-Signed Certificate =</b>	<b>97014</b>

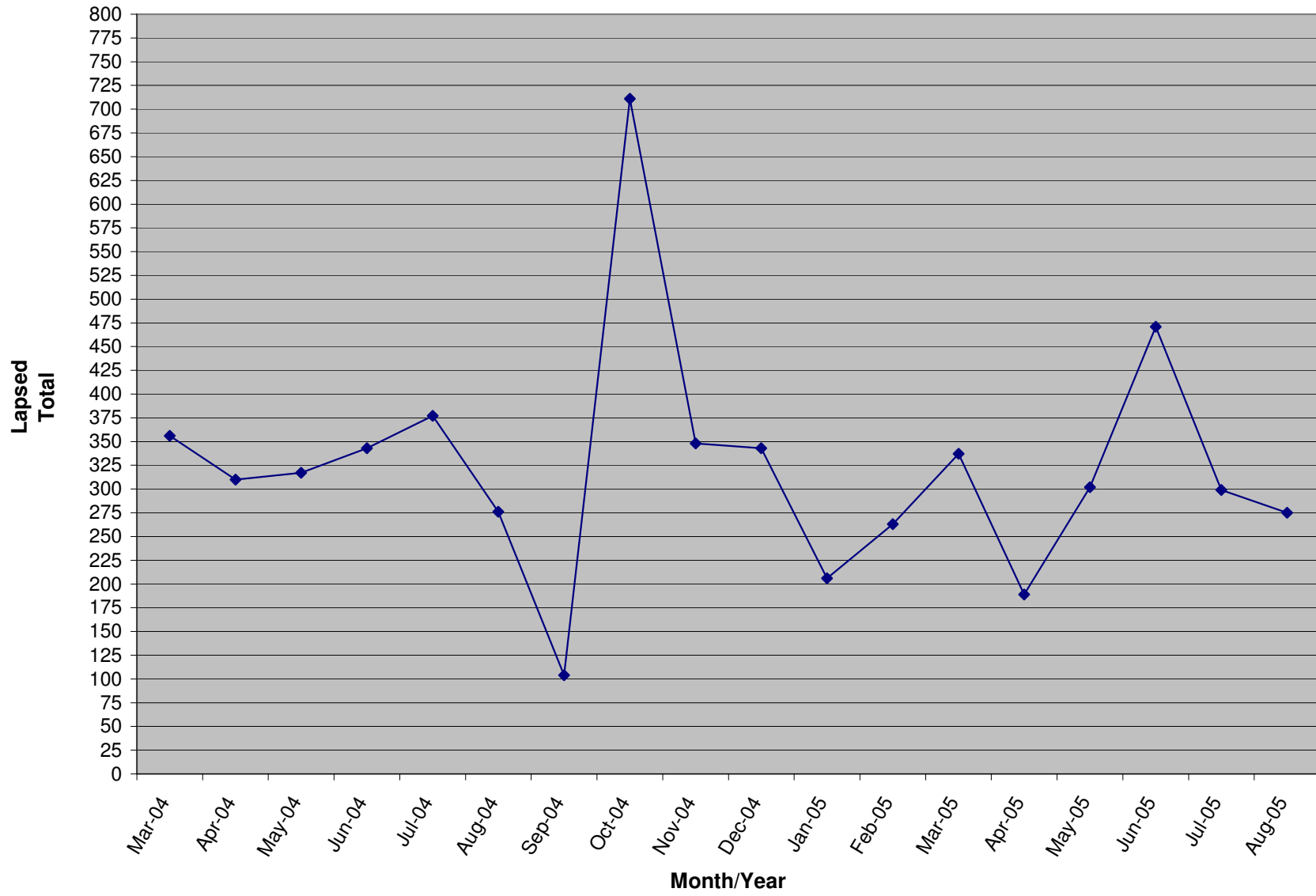
### Active Membership



### Lapsed Membership



### New Membership



**MEMBERS - SUBSCRIBERS BY STATE**

<u>STATE</u>	<u>MEM</u>	<u>SUB</u>	<u>TOTAL</u>	<u>STATE</u>	<u>MEM</u>	<u>SUB</u>	<u>TOTAL</u>
AL	196	15	211	MT	49	9	58
AK	100	9	109	NE	77	8	85
AZ	348	55	403	NV	229	24	253
AR	81	14	95	NH	191	25	216
CA	2972	341	3313	NJ	433	61	494
CO	489	70	559	NM	160	23	183
CT	226	26	252	NY	630	104	734
DE	56	4	60	NC	419	44	463
DC	51	10	61	ND	15	3	18
FL	1024	153	1177	OH	663	78	741
GA	766	101	867	OK	111	14	125
HI	74	6	80	OR	344	38	382
ID	79	9	88	PA	646	104	750
IL	614	75	689	RI	31	2	33
IN	488	52	540	SC	171	19	190
IA	165	10	175	SD	27	4	31
KS	169	22	191	TN	285	31	316
KY	125	16	141	TX	1040	138	1178
LA	124	16	140	UT	102	15	117
ME	97	11	108	VT	62	12	74
MD	351	60	411	VA	641	83	724
MA	390	62	452	WA	588	61	649
MI	700	73	773	WV	64	6	70
MN	272	34	306	WI	237	39	276
MS	56	13	69	WY	42	1	43
MO	282	40	322	OTHER	986	12	998

<b>Aug-05 TOTAL ALL STATES</b>	<b>20793</b>
--------------------------------	--------------