

Libertarian National Committee
Membership Totals - Dec-05

18 Month Comparison

	Jul-04	Aug-04	Sep-04	Oct-04	Nov-04	Dec-04	Jan-05	Feb-05	Mar-05	Apr-05	May-05	Jun-05	Jul-05	Aug-05	Sep-05	Oct-05	Nov-05	Dec-05
Members	19982	19747	19830	19913	19929	20283	20299	20247	20537	20326	19755	19402	18936	18538	18082	17830	15896	15575
Subscribers	1936	1961	1930	1898	1907	1894	1869	1993	2169	2233	2179	2232	2254	2255	2158	2165	2004	1838
Total	21918	21708	21760	21811	21836	22177	22168	22240	22706	22559	21934	21634	21190	20793	20240	19995	17900	17413
Percent Change	#VALUE!	-0.96%	0.24%	0.23%	0.11%	1.56%	-0.04%	0.32%	2.10%	-0.65%	-2.77%	-4.10%	-3.39%	-3.89%	-4.48%	-3.84%	-11.56%	-12.91%

Lapsed Members	488	556	496	743	618	558	626	583	1270	1354	1208	1607	1310	1338	1192	2114	2825	1696
Lapsed Subscribers	62	71	56	83	52	106	124	66	129	159	137	272	165	175	105	151	207	125
Lapsed Total	550	627	552	826	670	664	750	649	1399	1513	1345	1879	1475	1513	1297	2265	3032	1821
Percent Change	#VALUE!	14.00%	-11.96%	49.64%	-18.89%	-0.90%	12.95%	-13.47%	115.56%	8.15%	-11.10%	24.19%	9.67%	-19.48%	-12.07%	49.70%	133.77%	-19.60%

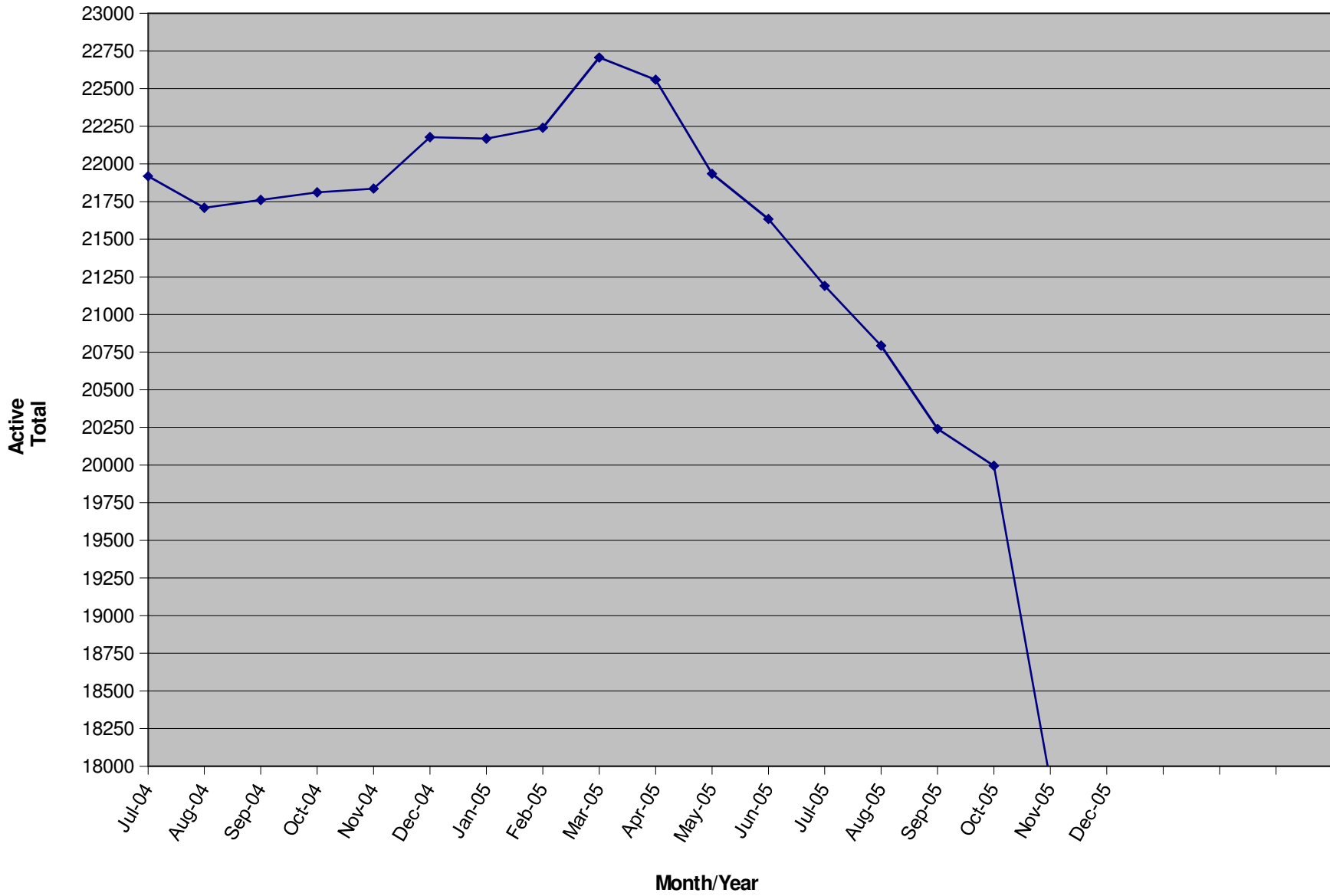
New Members	293	201	88	706	348	341	162	129	174	167	242	319	201	187	169	167	135	175
New Subscribers	84	75	16	5	0	2	44	134	163	22	60	152	98	88	8	26	5	3
New Total	377	276	104	711	348	343	206	263	337	189	302	471	299	275	177	193	140	178
Percent Change	#VALUE!	-26.79%	-62.32%	583.65%	-51.05%	-1.44%	-39.94%	27.67%	28.14%	-43.92%	59.79%	149.21%	-0.99%	-41.61%	-40.80%	-29.82%	-20.90%	-7.77%

Renewed Mem	NA	NA	491	120	286	571	480	402	1386	976	395	935	643	753	567	1695	756	956
Renewed Sub	NA	NA	9	46	61	91	55	56	142	201	23	173	89	88	0	132	41	63
Total Renewals	NA	NA	500	166	347	662	535	458	1528	1177	418	1108	732	841	567	1827	797	1019
Percent Change	NA	NA	NA	-66.80%	109.04%	90.78%	-19.18%	-14.39%	233.62%	-22.97%	-64.49%	-5.86%	75.12%	-24.10%	-22.54%	117.24%	40.56%	-44.23%

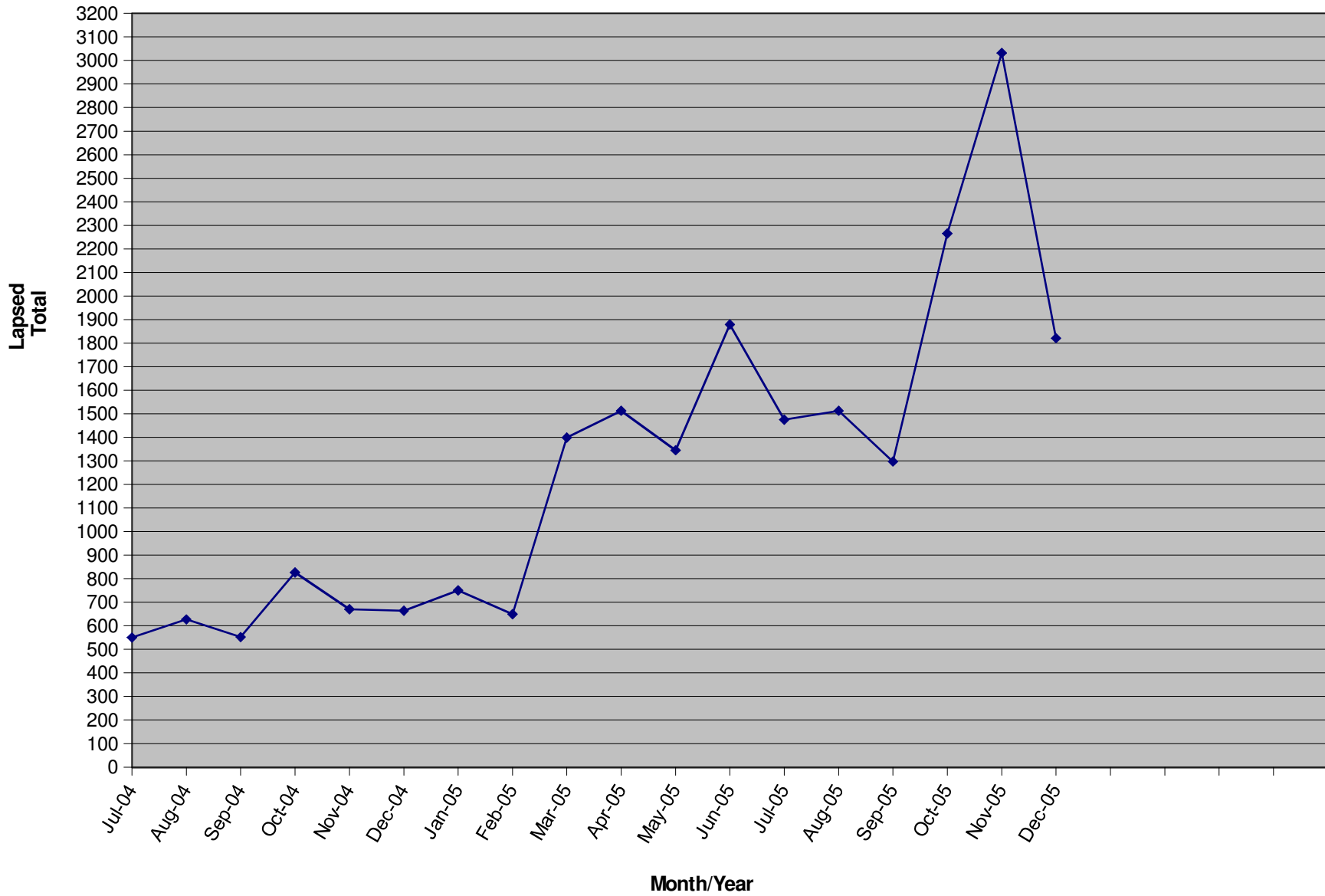
Last Year vs. This Year

	Dec-04	Dec-05		
Members	20283	15575	<u>Active w-Mem Signed Certificate =</u>	<u>15575</u>
Subscribers	1894	1838	<u>Lapsed w-Mem Signed Certificate =</u>	<u>83083</u>
Total	22177	17413	<u>Total w-Signed Certificate =</u>	<u>98658</u>
Percent Change		-21.48%		
Lapsed	664	1821		
Percent Change		174.25%		
New	343	178		
Percent Change		-48.10%		
Renewals	662	1019		
Percent Change		53.93%		

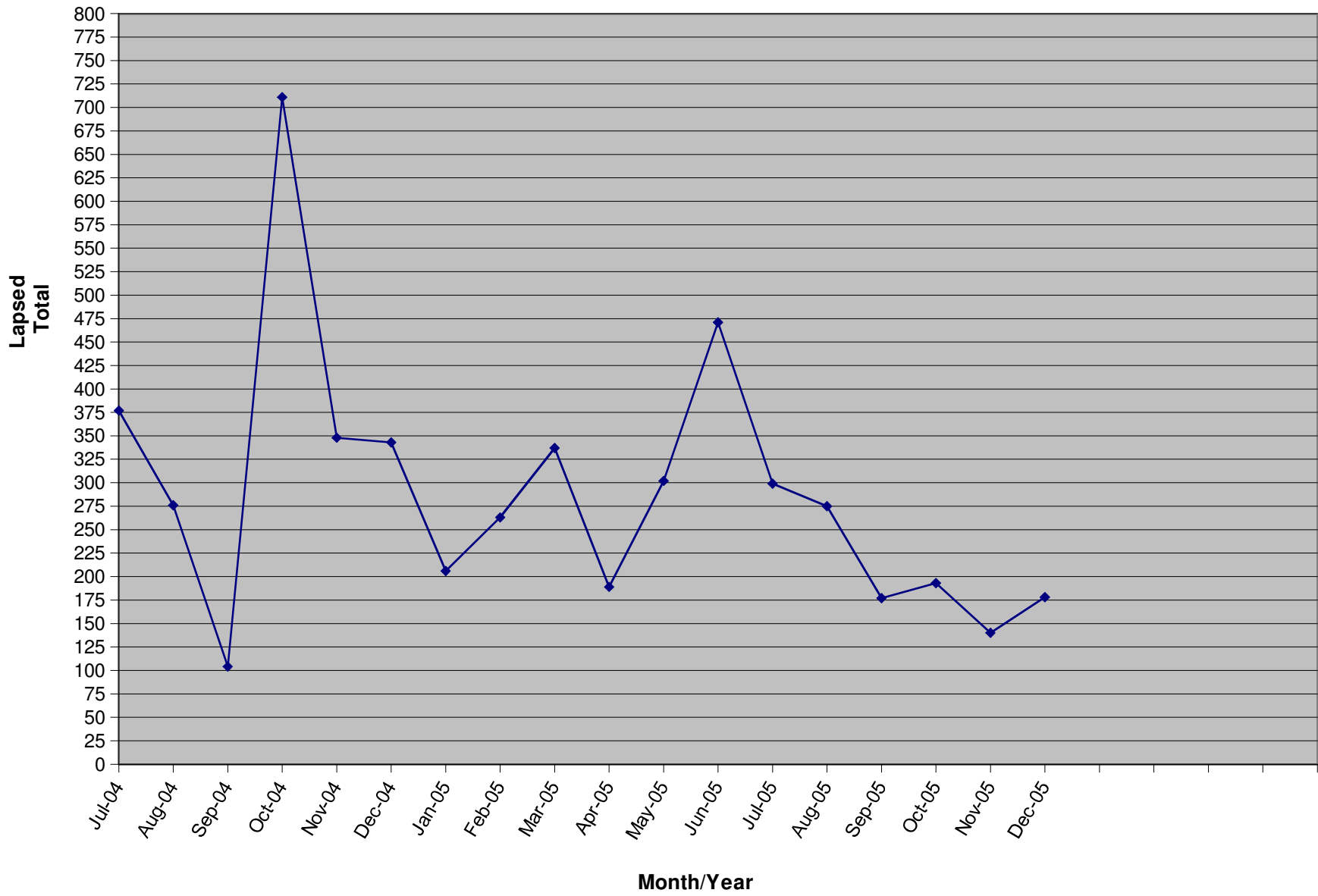
Active Membership



Lapsed Membership



New Membership



12/31/05 FINAL DELEGATE COUNT - ACTIVE AND NON ACTIVE "MEM"

STATE	TOTAL "MEM"	NON ACTIVE "MEM"	ACTIVE "MEM"	ACTIVE "SUB"	TOTAL "ACTIVE"
AL	1124	947	177	10	187
AK	573	482	91	9	100
AZ	2240	1930	310	49	359
AR	580	508	72	10	82
CA	16879	14335	2544	284	2828
CO	2590	2148	442	62	504
CT	1085	893	192	24	216
DE	279	226	53	3	56
DC	273	229	44	9	53
FL	5550	4617	933	125	1058
GA	4538	3858	680	73	753
HI	391	328	63	6	69
ID	544	478	66	7	73
IL	3248	2736	512	64	576
IN	2174	1757	417	37	454
IA	714	570	144	9	153
KS	880	733	147	18	165
KY	711	608	103	12	115
LA	668	562	106	15	121
ME	628	546	82	9	91
MD	1766	1445	321	53	374
MA	2371	2038	333	53	386
MI	4174	3562	612	55	667
MN	1405	1165	240	32	272
MS	410	360	50	12	62
MO	1561	1318	243	37	280

STATE	TOTAL "MEM"	NON ACTIVE "MEM"	ACTIVE "MEM"	ACTIVE "SUB"	TOTAL "ACTIVE"
MT	366	321	45	8	53
NE	390	332	58	6	64
NV	1312	1110	202	23	225
NH	1104	926	178	22	200
NJ	2368	1986	382	50	432
NM	875	739	136	16	152
NY	3410	2865	545	90	635
NC	2219	1836	383	37	420
ND	109	95	14	3	17
OH	3238	2653	585	59	644
OK	659	562	97	9	106
OR	1755	1474	281	37	318
PA	4512	3827	685	71	756
RI	196	165	31	1	32
SC	1071	918	153	14	167
SD	166	141	25	4	29
TN	1521	1263	258	19	277
TX	5742	4825	917	112	1029
UT	811	721	90	12	102
VT	330	279	51	12	63
VA	2945	2358	587	71	658
WA	3404	2888	516	48	564
WV	460	402	58	6	64
WI	1342	1127	215	26	241
WY	237	200	37	2	39
OTHER	760	691	69	3	72

	TOTAL "MEM"	NON ACTIVE "MEM"	ACTIVE "MEM"	ACTIVE "SUB"	TOTAL "ACTIVE"
TOTALS	98658	83083	15575	1838	17413

DEFINITIONS: MEM = Member Signed Certificate

Total MEM = Total # Constituents Per State w-Member Signed Certificate

NON ACTIVE MEM = Const w-Signed Certificate who are Lapsed or Inquires ("Zero Dues Member")

ACTIVE MEM = Current Dues Paying or Lifetime Donor w-Signed Certificate (Formerly Called "Member" and number used for delegate count)

ACTIVE SUB (ACTIVE NON MEM) = Current Dues Paying or Lifetime Donors Whoe Have NOT Signed the Certificate (Formerly Called "Subscriber")

TOTAL ACTIVE = Current Dues Paying or Lifetime Donor

12/31/05 FINAL DELEGATE COUNT - RANKING BY STATE

STATE	TOTAL "MEM"	RANK BY		RANK BY		TOTAL "ACTIVE"	TOTAL "ACTIVE"
		TOTAL "MEM"	ACTIVE "MEM"	ACTIVE "MEM"	ACTIVE "MEM"		
CA	16879	1	2544	1		2828	1
FL	5550	3	933	2		1058	2
TX	5742	2	917	3		1029	3
PA	4512	5	685	4		756	4
GA	4538	4	680	5		753	5
MI	4174	6	612	6		667	6
VA	2945	11	587	7		658	7
OH	3238	10	585	8		644	8
NY	3410	7	545	9		635	9
WA	3404	8	516	10		564	11
IL	3248	9	512	11		576	10
CO	2590	12	442	12		504	12
IN	2174	17	417	13		454	13
NC	2219	16	383	14		420	15
NJ	2368	14	382	15		432	14
MA	2371	13	333	16		386	16
MD	1766	18	321	17		374	17
AZ	2240	15	310	18		359	18
OR	1755	19	281	19		318	19
TN	1521	21	258	20		277	21
MO	1561	20	243	21		280	20
MN	1405	22	240	22		272	22
WI	1342	23	215	23		241	23
NV	1312	24	202	24		225	24
CT	1085	27	192	25		216	25
NH	1104	26	178	26		200	26
AL	1124	25	177	27		187	27
SC	1071	28	153	28		167	28
KS	880	29	147	29		165	29
IA	714	32	144	30		153	30
NM	875	30	136	31		152	31
LA	668	34	106	32		121	32
KY	711	33	103	33		115	33
OK	659	35	97	34		106	34
AK	573	38	91	35		100	36
UT	811	31	90	36		102	35
ME	628	36	82	37		91	37
AR	580	37	72	38		82	38
ID	544	39	66	39		73	39
HI	391	42	63	40		69	40
WV	460	40	58	Tie 41		64	Tie 41
NE	390	43	58	Tie 41		64	Tie 41
DE	279	46	53	43		56	45
VT	330	45	51	44		63	43
MS	410	41	50	45		62	44
MT	366	44	45	46		53	Tie 46
DC	273	47	44	47		53	Tie 46
WY	237	48	37	48		39	48
RI	196	49	31	49		32	49
SD	166	50	25	50		29	50
ND	109	51	14	51		17	51

**ACTIVE MEM = Current Dues Paying or Lifetime Donor w-Signed Certificate
(Formerly Called "Member" and number used for delegate count)**