

# Libertarian National Committee

"Donor" Totals - Feb-06

## 18 Month Comparison

	Sep-04	Oct-04	Nov-04	Dec-04	Jan-05	Feb-05	Mar-05	Apr-05	May-05	Jun-05	Jul-05	Aug-05	Sep-05	Oct-05	Nov-05	Dec-05	Jan-06	Feb-06
Active w-MEM	19830	19913	19929	20283	20299	20247	20537	20326	19755	19402	18936	18538	18082	17830	15896	15575	14795	14097
Active w/out MEM	1930	1898	1907	1894	1869	1993	2169	2233	2179	2232	2254	2255	2158	2165	2004	1838	1797	1890
<b>Total</b>	<b>21760</b>	<b>21811</b>	<b>21836</b>	<b>22177</b>	<b>22168</b>	<b>22240</b>	<b>22706</b>	<b>22559</b>	<b>21934</b>	<b>21634</b>	<b>21190</b>	<b>20793</b>	<b>20240</b>	<b>19995</b>	<b>17900</b>	<b>17413</b>	<b>16592</b>	<b>15987</b>
<b>Percent Change</b>	<b>0.24%</b>	<b>0.23%</b>	<b>0.11%</b>	<b>1.56%</b>	<b>-0.04%</b>	<b>0.32%</b>	<b>2.10%</b>	<b>-0.65%</b>	<b>-2.77%</b>	<b>-4.10%</b>	<b>-3.39%</b>	<b>-3.89%</b>	<b>-4.48%</b>	<b>-3.84%</b>	<b>-11.56%</b>	<b>-12.91%</b>	<b>-7.31%</b>	<b>-8.19%</b>

Lapsed MEM	496	743	618	558	626	583	1270	1354	1208	1607	1310	1338	1192	2114	2825	1696	970	801
Lapes w/out MEM	56	83	52	106	124	66	129	159	137	272	165	175	105	151	207	125	97	206
<b>Lapsed Total</b>	<b>552</b>	<b>826</b>	<b>670</b>	<b>664</b>	<b>750</b>	<b>649</b>	<b>1399</b>	<b>1513</b>	<b>1345</b>	<b>1879</b>	<b>1475</b>	<b>1513</b>	<b>1297</b>	<b>2265</b>	<b>3032</b>	<b>1821</b>	<b>1067</b>	<b>1007</b>
<b>Percent Change</b>	<b>-11.96%</b>	<b>49.64%</b>	<b>-18.89%</b>	<b>-0.90%</b>	<b>12.95%</b>	<b>-13.47%</b>	<b>115.56%</b>	<b>8.15%</b>	<b>-11.10%</b>	<b>24.19%</b>	<b>9.67%</b>	<b>-19.48%</b>	<b>-12.07%</b>	<b>49.70%</b>	<b>133.77%</b>	<b>-19.60%</b>	<b>-64.81%</b>	<b>-44.70%</b>

New Donors w-MEM	88	706	348	341	162	129	174	167	242	319	201	187	169	167	135	175	111	231
New w/out MEM	16	5	0	2	44	134	163	22	60	152	98	88	8	26	5	3	3	4
<b>New Total</b>	<b>104</b>	<b>711</b>	<b>348</b>	<b>343</b>	<b>206</b>	<b>263</b>	<b>337</b>	<b>189</b>	<b>302</b>	<b>471</b>	<b>299</b>	<b>275</b>	<b>177</b>	<b>193</b>	<b>140</b>	<b>178</b>	<b>114</b>	<b>235</b>
<b>Percent Change</b>	<b>-62.32%</b>	<b>583.65%</b>	<b>-51.05%</b>	<b>-1.44%</b>	<b>-39.94%</b>	<b>27.67%</b>	<b>28.14%</b>	<b>-43.92%</b>	<b>59.79%</b>	<b>149.21%</b>	<b>-0.99%</b>	<b>-41.61%</b>	<b>-40.80%</b>	<b>-29.82%</b>	<b>-20.90%</b>	<b>-7.77%</b>	<b>-18.57%</b>	<b>32.02%</b>

Renewed w-MEM	491	120	286	571	480	402	1386	976	395	935	643	753	567	1695	756	956	79	128
Renewed w/out MEM	9	46	61	91	55	56	142	201	23	173	89	88	0	132	41	63	53	295
<b>Total Renewals</b>	<b>500</b>	<b>166</b>	<b>347</b>	<b>662</b>	<b>535</b>	<b>458</b>	<b>1528</b>	<b>1177</b>	<b>418</b>	<b>1108</b>	<b>732</b>	<b>841</b>	<b>567</b>	<b>1827</b>	<b>797</b>	<b>1019</b>	<b>132</b>	<b>423</b>
<b>Percent Change</b>	<b>NA</b>	<b>-66.80%</b>	<b>109.04%</b>	<b>90.78%</b>	<b>-19.18%</b>	<b>-14.39%</b>	<b>233.62%</b>	<b>-22.97%</b>	<b>-64.49%</b>	<b>-5.86%</b>	<b>75.12%</b>	<b>-24.10%</b>	<b>-22.54%</b>	<b>117.24%</b>	<b>40.56%</b>	<b>-44.23%</b>	<b>-83.44%</b>	<b>-58.49%</b>

## Last Year vs. This Year

	Feb-05	Feb-06
Active w-MEM	20247	14097
Active w/out MEM	1993	1890
<b>Total Active</b>	<b>22240</b>	<b>15987</b>
<b>Percent Change</b>		<b>-28.12%</b>

Active MEM = 14097

Lapsed & Zero Dues MEM = 84327

Total w-Signed Certificate = 98424

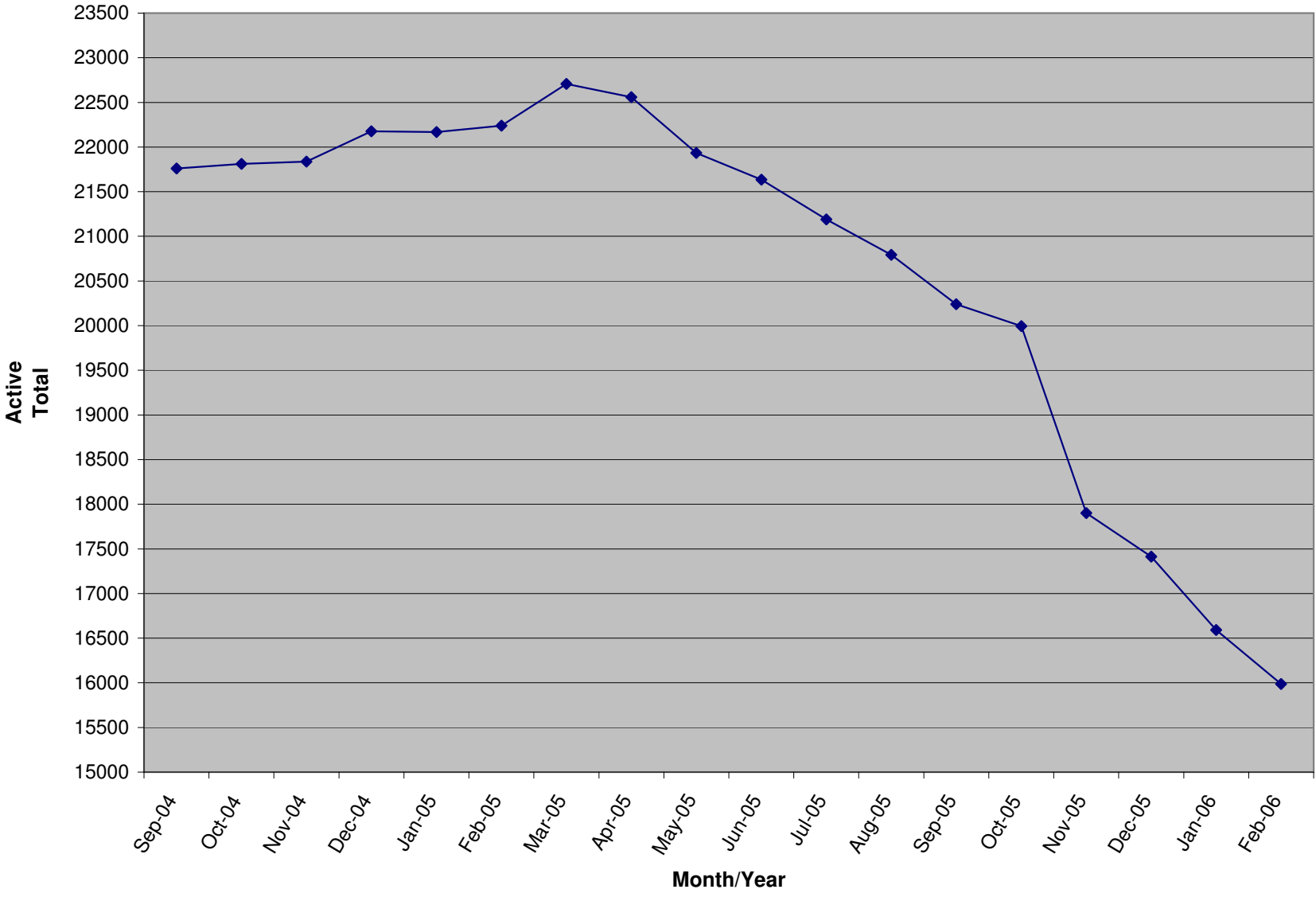
Lapsed	649	1007
<b>Percent Change</b>		<b>55.16%</b>

Member Signed Certificate = "MEM"

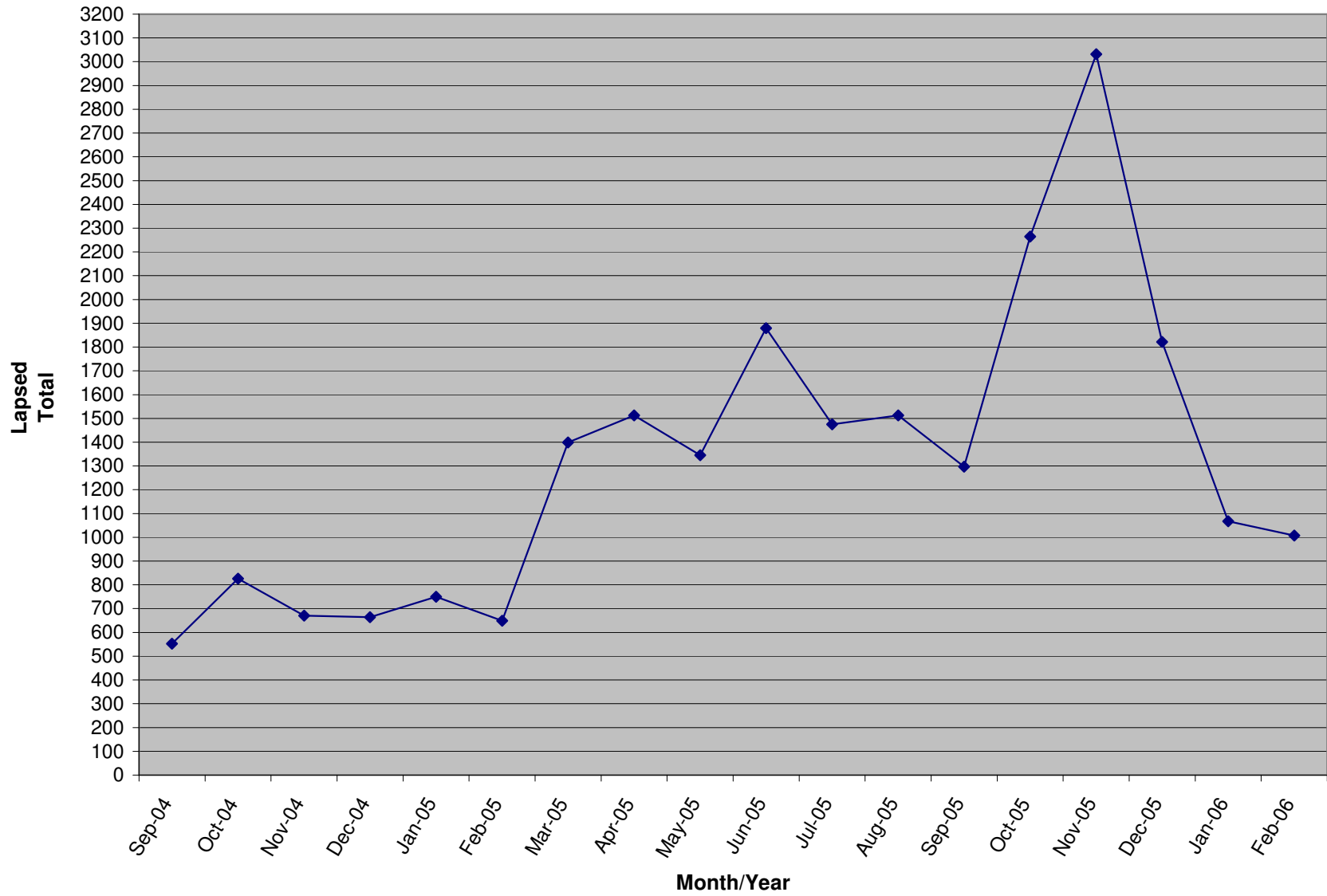
New Donors	263	235
<b>Percent Change</b>		<b>-10.65%</b>

Renewals	458	423
<b>Percent Change</b>		<b>-7.64%</b>

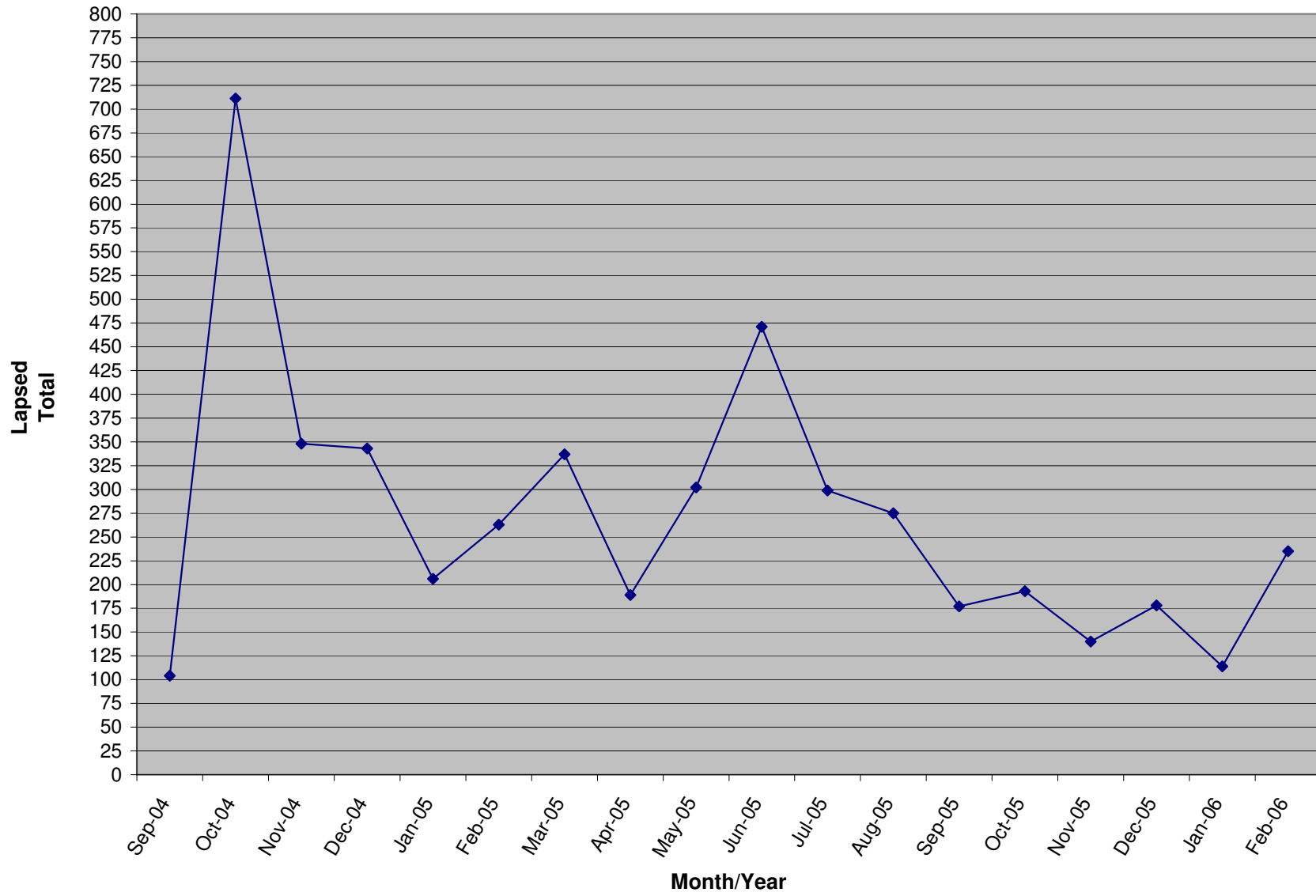
### Active Membership



### Lapsed Membership



### New Membership



**DONORS BY STATE W-MEM & W/OUT MEM**

Feb-06

<u>STATE</u>	<u>w-MEM</u>	<u>w/o-MEM</u>	<u>TOTAL</u>
AL	158	12	170
AK	88	10	98
AZ	295	52	347
AR	66	10	76
CA	2252	287	2539
CO	404	64	468
CT	176	25	201
DE	49	0	49
DC	35	8	43
FL	862	128	990
GA	627	77	704
HI	57	7	64
ID	56	7	63
IL	488	62	550
IN	370	50	420
IA	129	11	140
KS	128	21	149
KY	96	14	110
LA	95	13	108
ME	77	9	86
MD	292	59	351
MA	302	50	352
MI	549	50	599
MN	210	28	238
MS	47	13	60
MO	220	41	261

<u>STATE</u>	<u>w-MEM</u>	<u>w/o-MEM</u>	<u>TOTAL</u>
MT	41	8	49
NE	54	9	63
NV	184	18	202
NH	160	15	175
NJ	360	50	410
NM	125	15	140
NY	489	93	582
NC	345	37	382
ND	12	0	12
OH	534	49	583
OK	89	12	101
OR	246	33	279
PA	620	70	690
RI	31	1	32
SC	145	14	159
SD	22	4	26
TN	237	19	256
TX	825	131	956
UT	80	13	93
VT	46	11	57
VA	507	67	574
WA	476	50	526
WV	56	5	61
WI	183	29	212
WY	32	1	33
OTHER	70	28	98

Feb-06

**MEM**

**14097**

**w/o MEM**

**1890**

**TOTAL ALL:**

**15987**