

Libertarian National Committee - Membership Report

"Donor" Totals - Aug-10

18 Month Comparison

	Mar-09	Apr-09	May-09	Jun-09	Jul-09	Aug-09	Sep-09	Oct-09	Nov-09	Dec-09	Jan-10	Feb-10	Mar-10	Apr-10	May-10	Jun-10	Jul-10	Aug-10
Active w-MEM	14892	15059	15068	14566	14303	14094	13787	13618	13963	14076	14412	14469	14307	14523	14394	14486	14524	14403
Active w/out MEM	867	873	691	693	674	691	628	552	575	587	647	747	779	709	767	872	834	876
Total	15759	15932	15759	15259	14977	14785	14415	14170	14538	14663	15059	15216	15086	15232	15161	15358	15358	15279
Percent Change	-0.84%	1.10%	-1.09%	-3.17%	-1.85%	-1.28%	-2.50%	-1.70%	2.60%	0.86%	2.70%	1.04%	-0.85%	0.97%	-0.47%	1.30%	0.00%	-0.51%

Lapsed/Drop MEM	1291	946	1036	1443	1151	1129	1072	1089	1075	695	714	778	1280	1077	1124	924	994	1160
Lapes w/out MEM	107	52	188	35	54	42	72	120	21	40	33	31	53	82	32	32	79	41
Lapsed/Drop Total	1398	998	1224	1478	1205	1171	1144	1209	1096	735	747	809	1333	1159	1156	956	1073	1201
Percent Change	25.27%	-28.61%	22.65%	20.75%	-18.47%	-2.82%	-2.31%	5.68%	-9.35%	-32.94%	1.63%	8.30%	64.77%	-13.05%	-0.26%	-17.30%	12.24%	11.93%

New Donors w-MEM	462	460	363	319	364	412	367	284	251	206	218	258	338	223	247	247	266	219
New w/out MEM	19	15	1	4	3	3	3	7	9	3	9	66	15	3	6	22	3	15
New Total	481	475	364	323	367	415	370	291	260	209	227	324	353	226	253	269	269	234
Percent Change	56.17%	-1.25%	-23.37%	-11.26%	13.62%	13.08%	-10.84%	-21.35%	-10.65%	-19.62%	8.61%	42.73%	8.95%	-35.98%	11.95%	6.32%	0.00%	-13.01%

Renewed w-MEM	717	653	682	622	524	508	398	636	1169	602	832	577	780	1070	748	769	766	820
Renewed w/out MEM	67	43	5	33	32	56	6	37	35	49	84	65	70	9	84	115	38	68
Total Renewals	784	696	687	655	556	564	404	673	1204	651	916	642	850	1079	832	884	804	888
Percent Change	41.52%	-11.22%	-1.29%	-4.66%	-15.11%	1.44%	-28.37%	66.58%	78.90%	-45.93%	40.71%	-29.91%	32.40%	26.94%	-22.89%	6.25%	-9.05%	10.45%

Active MEM	14892	15059	15068	14566	14303	14094	13787	13618	13963	14076	14412	14469	14307	14523	14394	14486	14524	14403
Zero Dues MEM	99176	99402	99941	100697	101390	102010	102737	103243	103079	103150	103034	103207	103643	103761	104068	104183	104300	104598
Total "MEM"	114068	114461	115009	115263	115693	116104	116524	116861	117042	117226	117446	117676	117950	118284	118462	118669	118824	119001
Percent Change	0.40%	0.34%	0.48%	0.22%	0.37%	0.36%	0.36%	0.29%	0.15%	0.16%	0.19%	0.20%	0.23%	0.28%	0.15%	0.17%	0.13%	0.15%

Total "LIFETIME"	1998	2005	2005	2006	2013	2020	2024	2026	2031	2035	2040	2043	2049	2066	2070	2077	2077	2084
Total "BSM"							13725	13549	13777	14096	14316	14394	14331	14615	14526	14562	14667	14579

Last Year vs. This Year

	Aug-09	Aug-10	Change	18 Mo Ave
Active w-MEM	14094	14403	2.19%	14386
Active w/out MEM	691	876	26.77%	726
Total Active	14785	15279	3.34%	15111
Lapsed/Dropped	1171	1201	2.56%	1116
New Donors	415	234	-43.61%	317
Renewals	564	888	57.45%	765

Active Donors w-MEM = 14403

Lapsed & Zero Dues MEM = 104598

Total "MEM" w-Signed Certificate = 119001

Member Signed Certificate = "MEM"

Total "BSM" = 14579

Bylaws defined Sustaining Member = "BSM"

NEW-RENEW BREAKDOWN BY TYPE

New Members 08/10			
Source	Number	\$ Total	Ave Gift
House Mailing to Inq	6	\$ 150.00	\$ 25.00
Dir Mail Prospecting	36	\$ 1,301.00	\$ 36.14
Tele-New	0	\$ -	\$ -
Web New Members	192	\$ 8,175.00	\$ 42.58
Total	234	\$ 9,626.00	\$ 41.14
Renewals			
Source	Number	\$ Total	Ave Gift
Renewals via House Mailing	101	\$ 4,417.00	\$ 43.73
Dir Mail Renewals	510	\$ 20,835.31	\$ 40.85
Tele-Renewal	27	\$ 1,250.00	\$ 46.30
Web Renewals	197	\$ 7,355.00	\$ 37.34
* Manual Adjustments	53	n/a	n/a
Total	888	\$ 33,857.31	\$ 40.55

* Includes Renewals via Pledge Extension & New Pledges

Aug-10 MEMBERSHIP BY STATE --- ACTIVE AND NON ACTIVE

<u>STATE</u>	<u>TOTAL "MEM"</u>	<u>NON ACTIVE "MEM"</u>	<u>ACTIVE "MEM"</u>	<u>ACTIVE "SUB"</u>	<u>TOTAL "ACTIVE"</u>
AK	629	565	64	2	66
AL	1478	1271	207	13	220
AR	764	673	91	3	94
AZ	2826	2505	321	23	344
CA	18266	16326	1940	115	2055
CO	3259	2756	503	22	525
CT	1342	1165	177	14	191
DC	324	289	35	2	37
DE	353	298	55	3	58
FL	6939	6130	809	62	871
GA	5504	5020	484	21	505
HI	483	416	67	3	70
IA	872	754	118	10	128
ID	663	594	69	2	71
IL	4019	3464	555	43	598
IN	2646	2268	378	22	400
KS	1078	916	162	3	165
KY	969	860	109	7	116
LA	882	755	127	6	133
MA	2665	2393	272	23	295
MD	2099	1828	271	21	292
ME	731	656	75	4	79
MI	4791	4244	547	18	565
MN	1842	1621	221	4	225
MO	2034	1776	258	25	283
MS	539	463	76	7	83

<u>STATE</u>	<u>TOTAL "MEM"</u>	<u>NON ACTIVE "MEM"</u>	<u>ACTIVE "MEM"</u>	<u>ACTIVE "SUB"</u>	<u>TOTAL "ACTIVE"</u>
MT	436	389	47	3	50
NC	2877	2509	368	21	389
ND	152	119	33	1	34
NE	527	456	71	4	75
NH	1252	1097	155	7	162
NJ	2723	2419	304	22	326
NM	1005	890	115	10	125
NV	1571	1361	210	9	219
NY	4336	3688	648	44	692
OH	4427	3754	673	41	714
OK	880	778	102	10	112
OR	2008	1819	189	20	209
PA	5248	4718	530	42	572
RI	256	219	37	3	40
SC	1417	1239	178	10	188
SD	204	172	32	0	32
TN	2085	1804	281	8	289
TX	7470	6553	917	59	976
UT	991	903	88	4	92
VA	3823	3230	593	30	623
VT	362	326	36	3	39
WA	3928	3515	413	23	436
WI	1688	1463	225	12	237
WV	538	478	60	1	61
WY	280	240	40	1	41
OTHER	520	453	67	10	77

	<u>TOTAL "MEM"</u>	<u>NON ACTIVE "MEM"</u>	<u>ACTIVE "MEM"</u>	<u>ACTIVE "SUB"</u>	<u>TOTAL "ACTIVE"</u>
TOTALS	119001	104598	14403	876	15279

DEFINITIONS: MEM = Member Signed Certificate

Total MEM = Total # Constituents Per State w-Member Signed Certificate

NON ACTIVE MEM = Const w-Signed Certificate who are Lapsed or Inquires ("Zero Dues Member")

ACTIVE MEM = Current Dues Paying or Lifetime Donor w-Signed Certificate

ACTIVE SUB (ACTIVE NON MEM) = Current Dues Paying or Lifetime Donors Whoe Have NOT Signed the Certificate (Formerly Called "Subscriber")

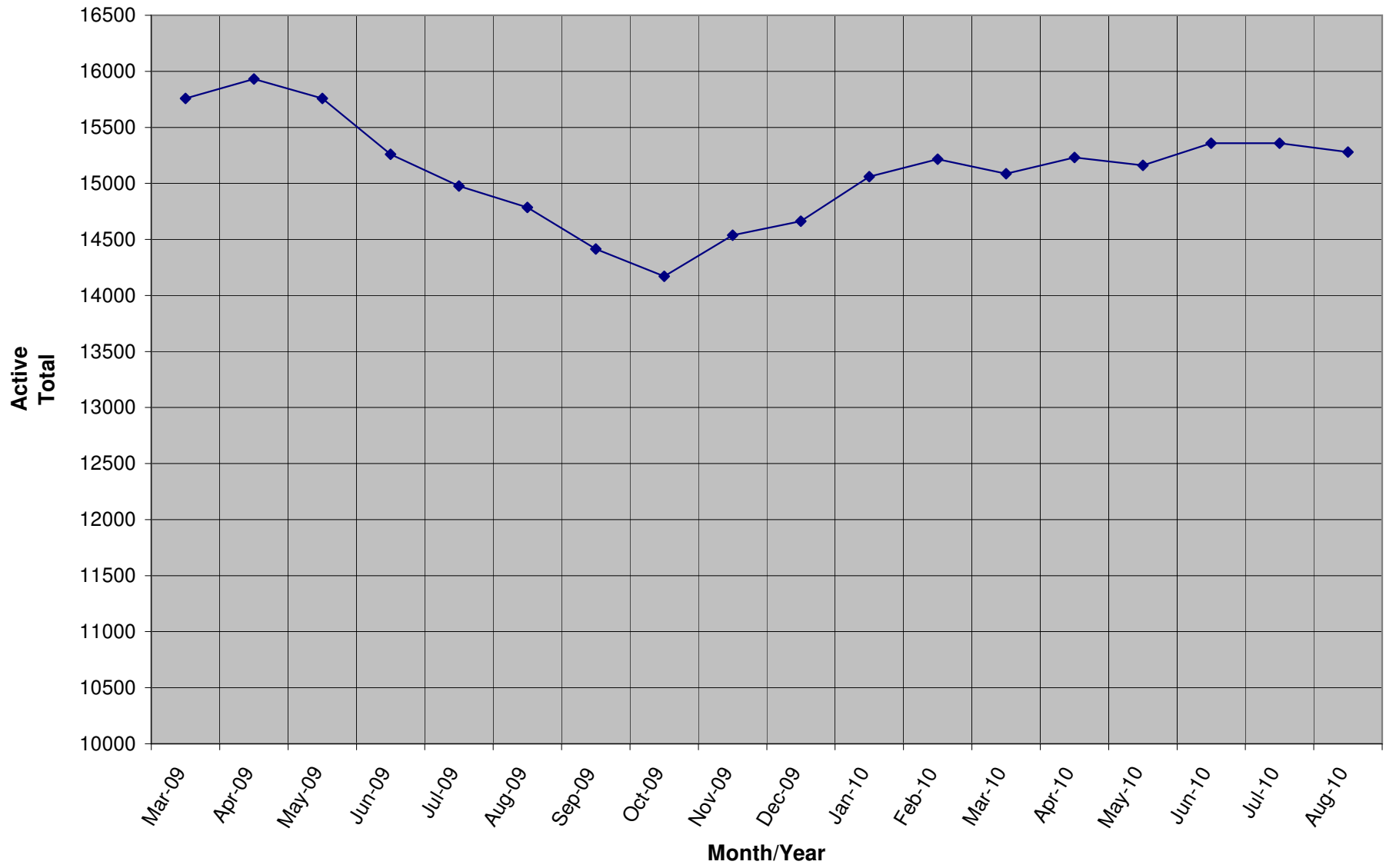
TOTAL ACTIVE = Current Dues Paying or Lifetime Donor

BSM = By Law Definition of "Sustaining Member" and number used for delegate count

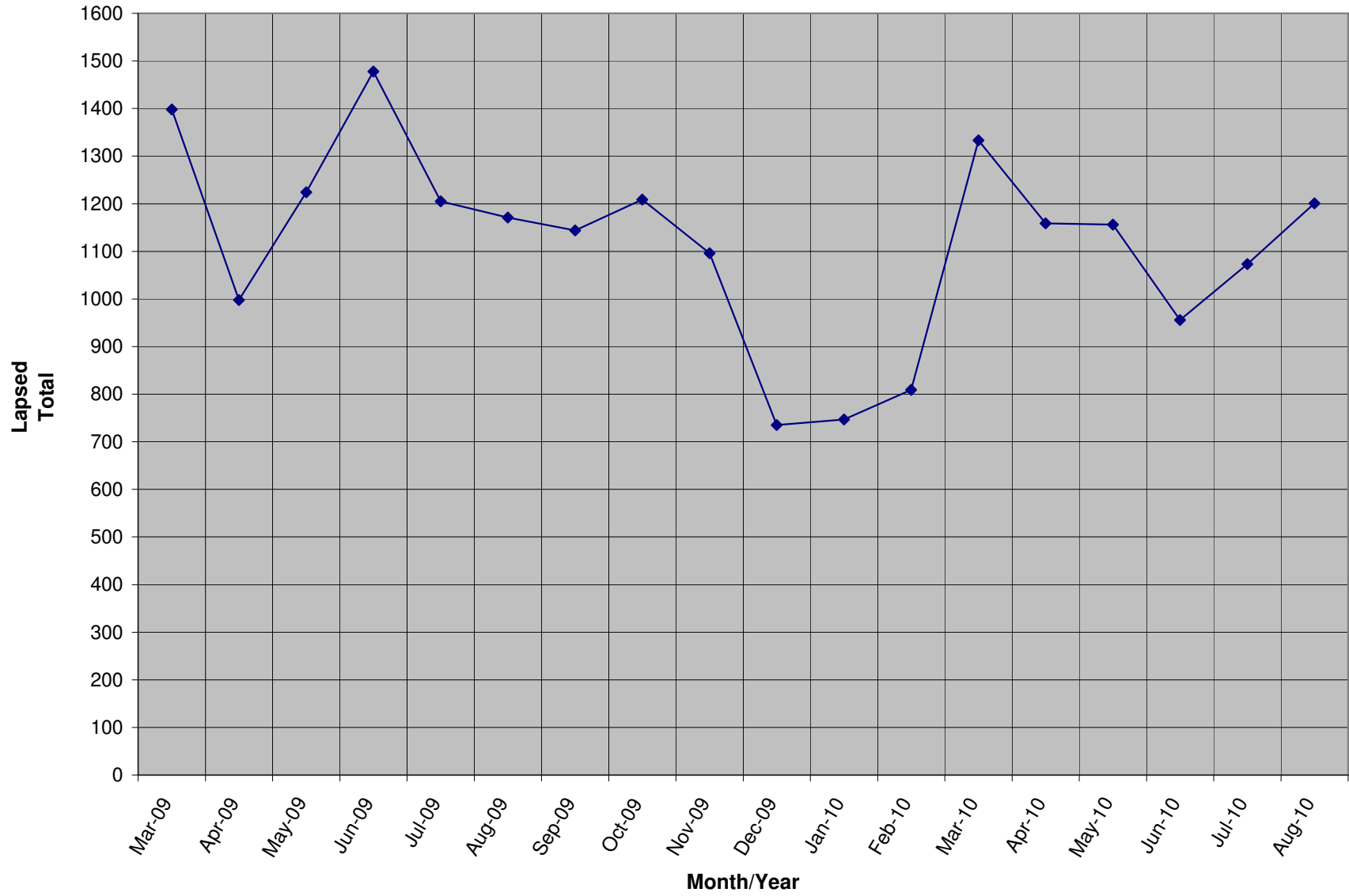
SUSTAINING MEMBERSHIP STATE RANKINGS - "BSM"

<u>State</u>	<u>Total BSM</u>	<u>Rank</u>	<u>State</u>	<u>Total BSM</u>
CA	1956	1	SC	179
TX	925	2	KS	162
FL	826	3	NH	159
OH	686	4	LA	132
NY	659	5	IA	121
VA	594	6	KY	113
IL	571	7	NM	113
MI	552	8	OK	104
PA	544	9	AR	94
CO	503	10	UT	88
GA	486	11	ME	79
WA	416	12	MS	78
IN	384	13	NE	72
NC	371	14	ID	70
AZ	317	15	HI	67
NJ	305	16	AK	65
TN	291	17	WV	59
MA	277	18	DE	54
MD	275	19	MT	50
MO	261	20	DC	38
WI	233	21	WY	37
MN	224	22	VT	36
NV	214	23	SD	35
AL	208	24	RI	33
OR	185	25	ND	33
CT	181	26	XX	64

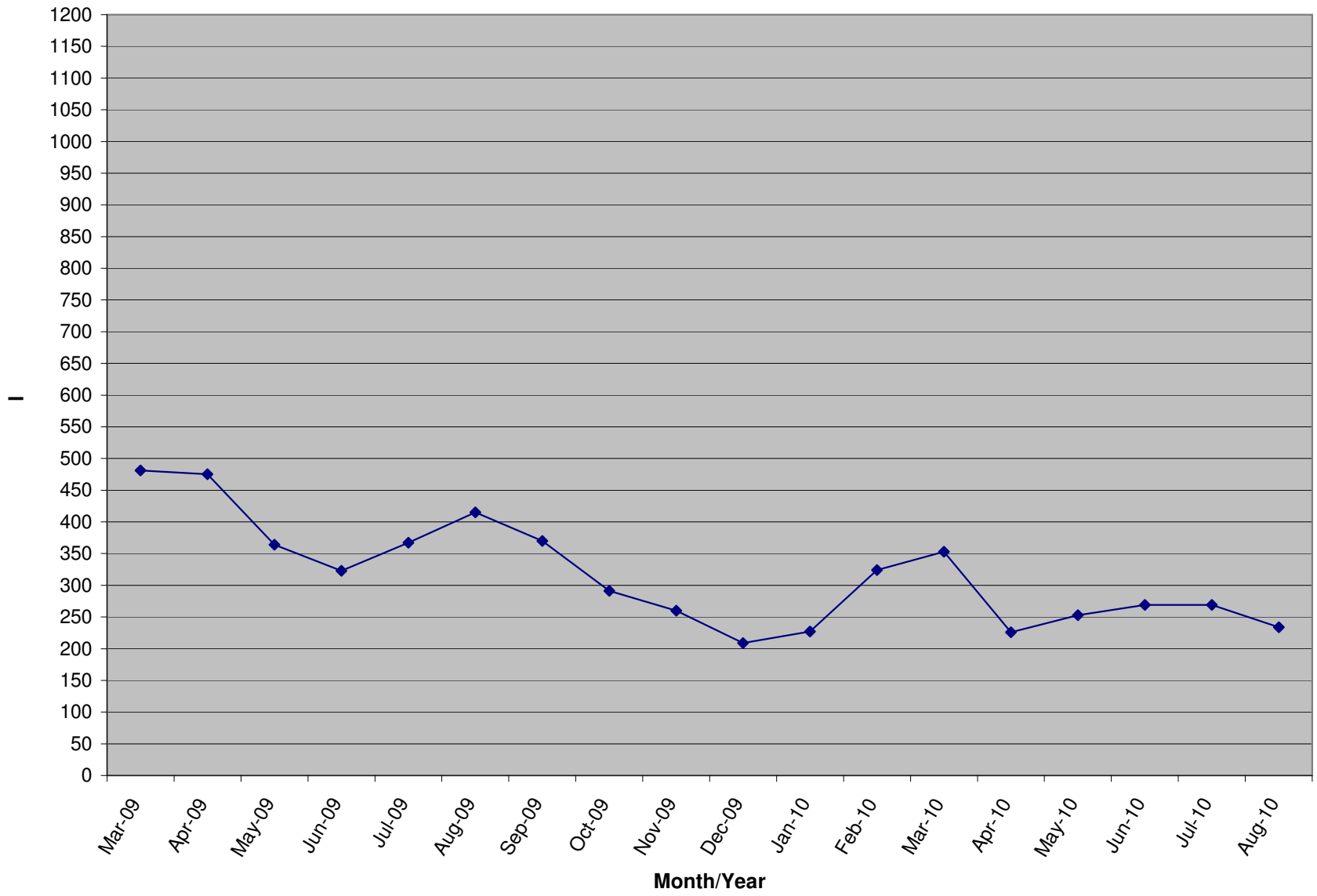
Active Donors



Lapsed - Dropped - Donors



New Donors



Renew Donors

