

Libertarian National Committee - Membership Report

"Donor" Totals - Dec-09

DRAFT

18 Month Comparison

	Jul-08	Aug-08	Sep-08	Oct-08	Nov-08	Dec-08	Jan-09	Feb-09	Mar-09	Apr-09	May-09	Jun-09	Jul-09	Aug-09	Sep-09	Oct-09	Nov-09	Dec-09
Active w-MEM	14581	14970	15378	16099	16079	15358	15178	15004	14892	15059	15068	14566	14303	14094	13787	13618	13963	14076
Active w/out MEM	1102	1082	1082	1092	1089	991	968	888	867	873	691	693	674	691	628	552	575	587
Total	15683	16052	16460	17191	17168	16349	16146	15892	15759	15932	15759	15259	14977	14785	14415	14170	14538	14663
Percent Change	3.12%	2.35%	2.54%	4.44%	-0.13%	-4.77%	-1.24%	-1.57%	-0.84%	1.10%	-1.09%	-3.17%	-1.85%	-1.28%	-2.50%	-1.70%	2.60%	0.86%

Lapsed MEM	759	786	613	1022	881	1285	1031	997	1291	946	1036	1443	1151	1129	1072	1089	1075	695
Lapses w/out MEM	55	42	18	48	31	133	67	119	107	52	188	35	54	42	72	120	21	40
Lapsed Total	814	828	631	1070	912	1418	1098	1116	1398	998	1224	1478	1205	1171	1144	1209	1096	735
Percent Change	-24.70%	1.72%	-23.79%	69.57%	-14.77%	55.48%	-22.57%	1.64%	25.27%	-28.61%	22.65%	20.75%	-18.47%	-2.82%	-2.31%	5.68%	-9.35%	-32.94%

New Donors w-MEM	521	588	615	970	773	412	224	307	462	460	363	319	364	412	367	284	251	206
New w/out MEM	16	13	4	5	21	32	4	1	19	15	1	4	3	3	3	7	9	3
New Total	537	601	619	975	620	444	228	308	481	475	364	323	367	415	370	291	260	209
Percent Change	-11.39%	11.92%	3.00%	57.51%	-36.41%	-75.00%	47.10%	35.09%	56.17%	-1.25%	-23.37%	-11.26%	13.62%	13.08%	-10.84%	-21.35%	-10.65%	-19.62%

Renewed w-MEM	698	587	406	773	248	412	627	516	717	653	682	622	524	508	398	636	1169	602
Renewed w/out MEM	54	9	14	53	21	32	40	38	67	43	5	33	32	56	6	37	35	49
Total Renewals	752	596	420	826	269	444	667	554	784	696	687	655	556	564	404	673	1204	651
Percent Change	-6.70%	-20.74%	-29.53%	96.67%	-67.43%	65.06%	50.23%	-16.94%	41.52%	-11.22%	-1.29%	-4.66%	-15.11%	1.44%	-28.37%	66.58%	78.90%	-45.93%

Active MEM	14581	14970	15378	16099	16079	15358	15178	15004	14892	15059	15068	14566	14303	14094	13787	13618	13963	14076
Zero Dues MEM	95899	96023	96161	96481	96841	97666	98069	98615	99176	99402	99941	100697	101390	102010	102737	103243	103079	103150
Total "MEM"	110480	110993	111539	112580	112920	113024	113247	113619	114068	114461	115009	115263	115693	116104	116524	116861	117042	117226
Percent Change	0.52%	0.46%	0.49%	0.93%	0.30%	0.09%	0.20%	0.33%	0.40%	0.34%	0.48%	0.22%	0.37%	0.36%	0.36%	0.29%	0.15%	0.16%
Total "LIFETIME"	1952	1955	1974	1985	1990	1993	1995	1997	1998	2005	2005	2006	2013	2020	2024	2026	2031	2035
Total "BSM"															13725	13549	13777	14253

Last Year vs. This Year

Active w-MEM	13558	14076	-8.35%
Active w/out MEM	991	587	-40.77%
Total Active	16349	14663	-10.31%
Lapsed	1418	735	-48.17%
New Donors	155	209	34.84%
Renewals	444	651	46.62%

NEW-RENEW BREAKDOWN BY TYPE

Source	New Members	Number	Total	Ave Gift
House Mailing to Inq	9	\$ 425.00	\$ 47.22	\$ 47.22
Dir Mail Prospecting	16	\$ 400.00	\$ 25.00	\$ 25.00
Tele-New	0	\$	\$	\$
Web New Members	184	\$ 6,750.00	\$ 36.68	\$ 36.68
Total	209	\$ 7,675.00	\$ 36.24	\$ 36.24

Source	Renewals	Number	Total	Ave Gift
Renewals via House Mailing	207	\$ 11,830.00	\$ 57.15	\$ 57.15
Dir Mail Renewals	67	\$ 3,325.00	\$ 49.03	\$ 49.03
Tele-Renewals	6	\$ 275.00	\$ 45.83	\$ 45.83
Web Renewals	175	\$ 6,688.00	\$ 38.19	\$ 38.19
* Manual Adjustments	106	\$	\$	\$
Total	551	\$ 25,118.00	\$ 45.59	\$ 45.59

* Includes Renewals via Average Extension

Active Donors w-MEM = 14076

Lapsed & Zero Dues MEM = 103150

Total "MEM" w-Signed Certificate = 117226

Member Signed Certificate = "MEM"

Total "BSM" = 14253

Bylaws defined Sustaining Member = "BSM"

Dec-09 MEMBERSHIP BY STATE --- ACTIVE AND NON ACTIVE

STATE	TOTAL "MEM"	NON ACTIVE "MEM"	ACTIVE "MEM"	ACTIVE "SUB"	TOTAL "ACTIVE"
AK	624	564	60	1	61
AL	1456	1235	221	10	231
AR	748	648	100	3	103
AZ	2780	2471	309	17	326
CA	18167	16394	1773	74	1847
CO	3220	2704	516	15	531
CT	1330	1135	195	8	203
DC	320	286	34	1	35
DE	343	293	50	6	56
FL	6836	5998	838	38	876
GA	5439	4957	482	12	494
HI	473	410	63	2	65
IA	861	734	127	5	132
ID	656	593	63	1	64
IL	3941	3409	532	22	554
IN	2623	2264	359	17	376
KS	1061	907	154	2	156
KY	943	836	107	4	111
LA	855	730	125	6	131
MA	2659	2390	269	17	286
MD	2050	1797	253	18	271
ME	713	650	63	2	65
MI	4739	4238	501	16	517
MN	1817	1588	229	5	234
MO	2004	1731	273	13	286
MS	515	450	65	4	69

STATE	TOTAL "MEM"	NON ACTIVE "MEM"	ACTIVE "MEM"	ACTIVE "SUB"	TOTAL "ACTIVE"
MT	437	388	49	4	53
NC	2832	2469	363	9	372
ND	146	121	25	0	25
NE	517	452	65	3	68
NH	1236	1085	151	8	159
NJ	2694	2390	304	21	325
NM	1005	893	112	6	118
NV	1548	1343	205	6	211
NY	4241	3599	642	40	682
OH	4236	3612	624	23	647
OK	855	750	105	3	108
OR	2001	1829	172	15	187
PA	5209	4665	544	24	568
RI	244	213	31	2	33
SC	1385	1216	169	5	174
SD	202	171	31	0	31
TN	2047	1756	291	4	295
TX	7299	6387	912	39	951
UT	980	890	90	3	93
VA	3731	3133	598	15	613
VT	358	327	31	5	36
WA	3886	3478	408	9	417
WI	1660	1424	236	9	245
WV	523	473	50	1	51
WY	275	235	40	2	42
OTHER	506	439	67	12	79

	TOTAL "MEM"	NON ACTIVE "MEM"	ACTIVE "MEM"	ACTIVE "SUB"	TOTAL "ACTIVE"
TOTALS	117226	103150	14076	587	14663

DEFINITIONS: MEM = Member Signed Certificate

Total MEM = Total # Constituents Per State w-Member Signed Certificate

NON ACTIVE MEM = Const w-Signed Certificate who are Lapsed or Inquires ("Zero Dues Member")

ACTIVE MEM = Current Dues Paying or Lifetime Donor w-Signed Certificate

ACTIVE SUB (ACTIVE NON MEM) = Current Dues Paying or Lifetime Donors Who Have NOT Signed the Certificate (Formerly Called "Subscriber")

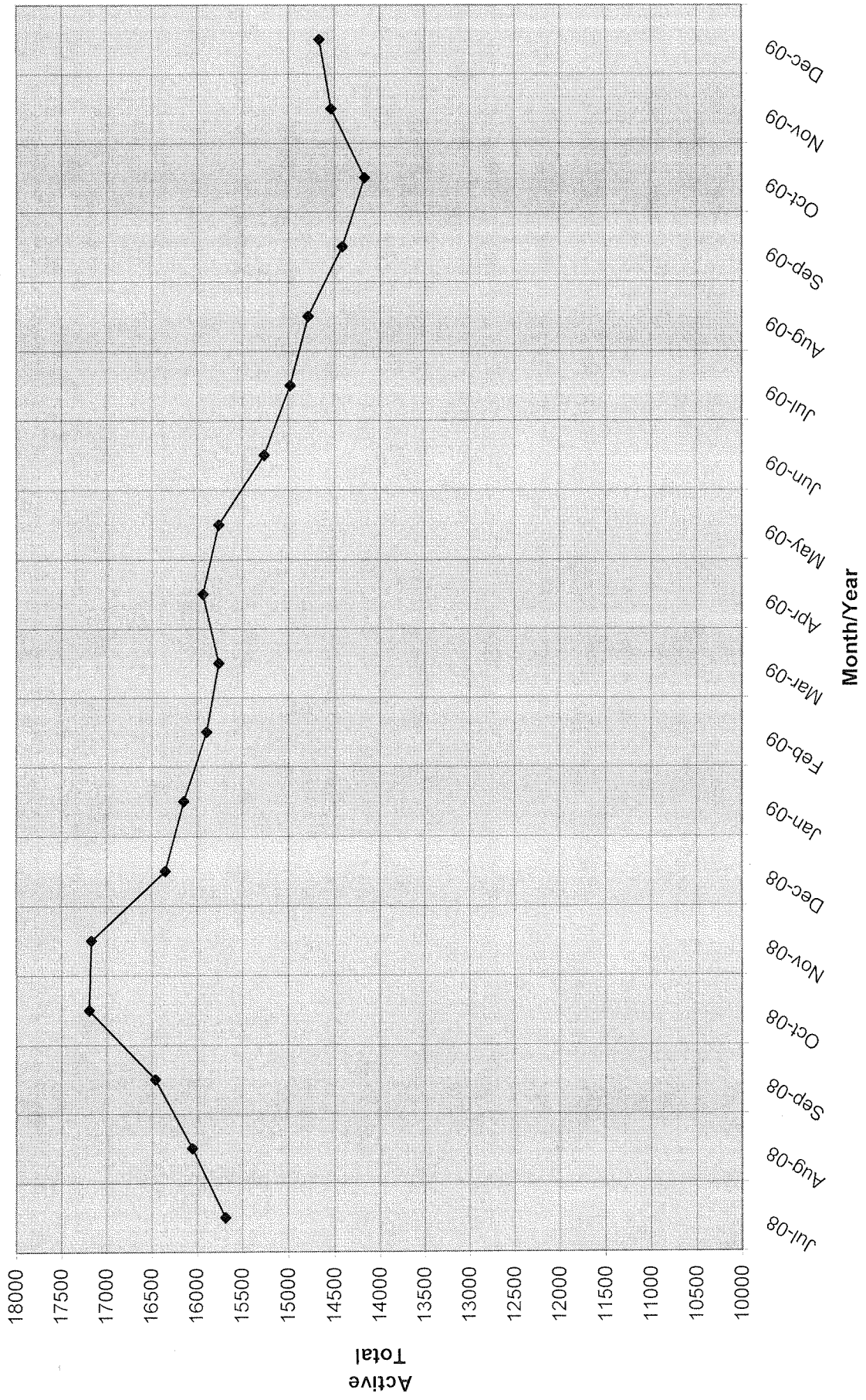
TOTAL ACTIVE = Current Dues Paying or Lifetime Donor

BSM = By Law Definition of "Sustaining Member" and number used for delegate count

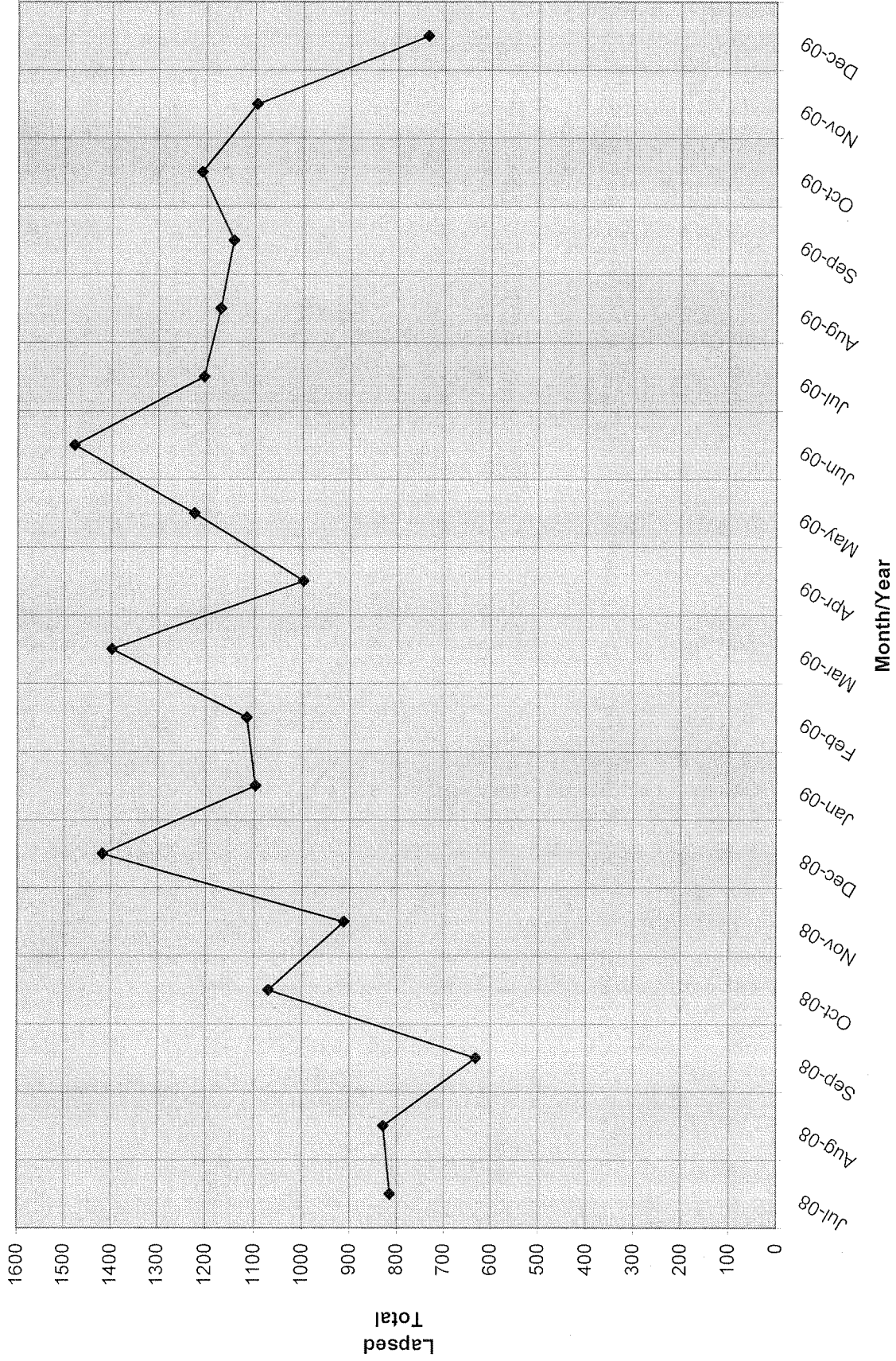
SUSTAINING MEMBERSHIP STATE RANKINGS - "BSM"

State	Total BSM	Rank	State	Total BSM	Rank
CA	1794	1	SC	171	27
TX	918	2	NH	155	28
FL	846	3	KS	154	29
NY	651	4	IA	128	30
OH	641	5	LA	124	31
VA	603	6	NM	112	32
IL	550	7	OK	110	33
PA	549	8	KY	109	34
CO	518	9	AR	102	35
MI	506	10	UT	89	36
GA	489	11	XX	67	37
WA	409	12	ME	66	38
IN	366	13	MS	66	39
NC	366	14	NE	66	40
AZ	317	15	HI	63	41
NJ	309	16	ID	63	42
TN	299	17	AK	60	43
MO	273	18	DE	51	44
MA	272	19	MT	51	45
MD	255	20	WV	49	46
WI	242	21	WY	40	47
MN	235	22	DC	35	48
AL	221	23	SD	32	49
NV	203	24	RI	31	50
CT	200	25	VT	31	51
OR	171	26	ND	25	52

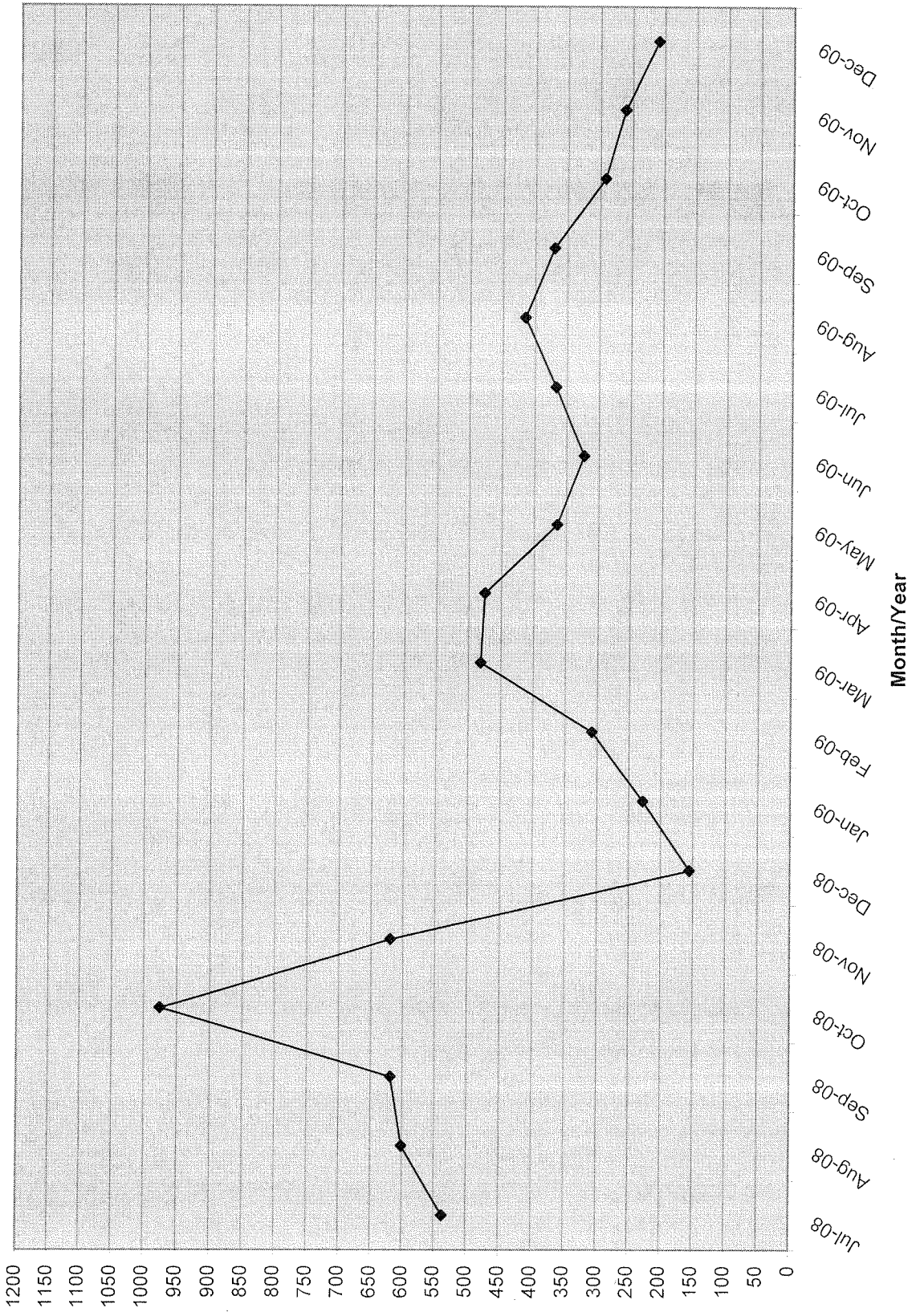
Active Donors



Lapsed Donors



New Donors



Renew Donors

