

# Total National Membership August 2023

Month	Feb-23	Mar-23	Apr-23	May-23	Jun-23	Jul-23	Aug-23	MoM Change
Total Membership	234,382	234,559	234,595	234,532	234,043	234,361	<b>235,519</b>	0.49%
Sustaining Members	16,308	15,954	15,539	15,060	14,080	13,620	<b>12,728</b>	-6.55%
Life Members	3,212	3,216	3,234	3,234	3,242	3,242	<b>3,248</b>	0.19%

## National Sustaining Members by State August 2023


State	July	August	MoM Change						
Alabama	179	167	-6.70%						
Alaska	52	52	0.00%						
Arizona	337	319	-5.34%	<b>Top 10</b>	California	Texas	Florida	Pennsylvania	New York
Arkansas	93	84	-9.68%		1268	1018	692	531	526
California	1283	1268	-1.17%						
Colorado	466	425	-8.80%		Ohio	Virginia	Indiana	Colorado	Michigan
Connecticut	142	135	-4.93%		526	510	482	425	415
Delaware	65	56	-13.85%						
D.C.	19	19	0.00%						
Florida	748	692	-7.49%						
Georgia	427	391	-8.43%	<b>Next 5</b>	Illinois	Washington	Georgia	Arizona	North Carolina
Hawaii	50	47	-6.00%		405	404	391	319	313
Idaho	107	100	-6.54%						
Illinois	438	405	-7.53%						
Indiana	484	482	-0.41%						
Iowa	121	104	-14.05%						
Kansas	124	114	-8.06%						
Kentucky	170	153	-10.00%						
Louisiana	136	131	-3.68%						
Maine	75	68	-9.33%						
Maryland	251	241	-3.98%						
Massachusetts	263	244	-7.22%						
Michigan	450	415	-7.78%						
Minnesota	232	217	-6.47%						
Mississippi	91	78	-14.29%						
Missouri	257	233	-9.34%						
Montana	64	51	-20.31%						
Nebraska	80	76	-5.00%						
Nevada	169	163	-3.55%						
New Hampshire	185	173	-6.49%						
New Jersey	302	272	-9.93%						
New Mexico	108	98	-9.26%						
New York	552	526	-4.71%						
North Carolina	344	313	-9.01%						
North Dakota	29	26	-10.34%						
Ohio	570	513	-10.00%						
Oklahoma	119	119	0.00%						
Oregon	169	164	-2.96%						
Pennsylvania	576	531	-7.81%						
Rhode Island	32	27	-15.63%						
South Carolina	206	188	-8.74%						
South Dakota	46	42	-8.70%						
Tennessee	316	292	-7.59%						
Texas	1070	1018	-4.86%						
Utah	147	135	-8.16%						
Vermont	35	26	-25.71%						
Virginia	547	510	-6.76%						
Washington	432	404	-6.48%						
West Virginia	81	76	-6.17%						
Wisconsin	251	224	-10.76%						
Wyoming	46	43	-6.52%						
Other	84	78	-7.14%						

### Core membership structure as defined in our Bylaws

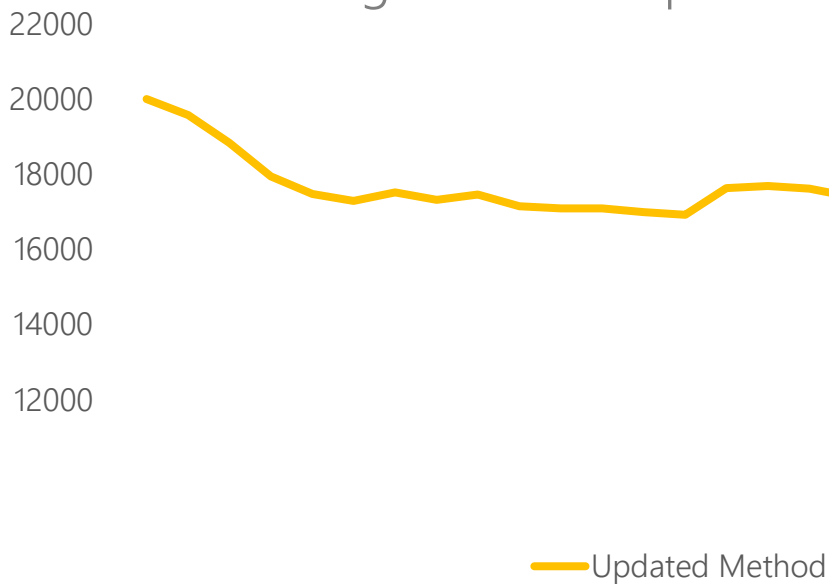


Members must also be living, we exclude cancellations, and only donations apply (not Store or Convention purchases)

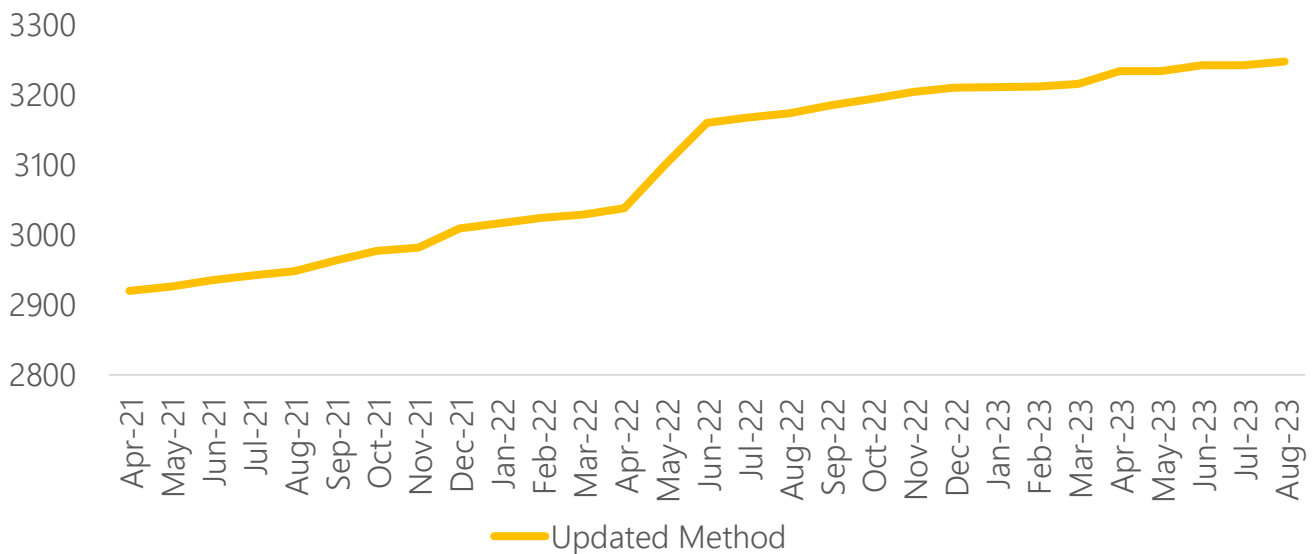
## Total Membership through August 2023



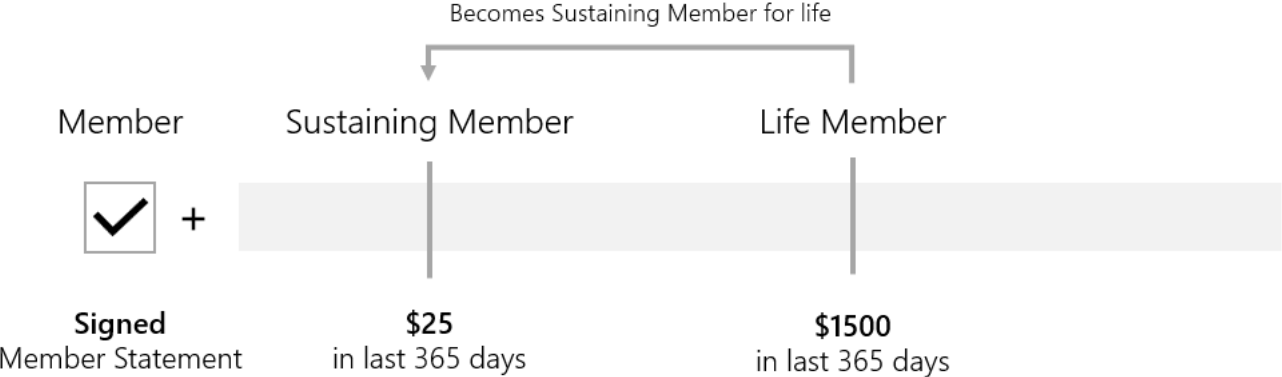
## Sustaining Membership through August 2023



## Life Membership through August 2023



# Core membership structure as defined in our Bylaws



Members must also be living, we exclude cancellations, and only donations apply (not Store or Convention purchases)