

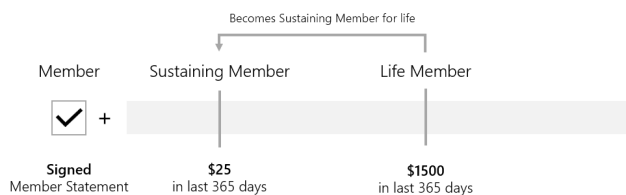
Total National Membership July 2023

Month	Jan-23	Feb-23	Mar-23	Apr-23	May-23	Jun-23	Jul-23	MoM Change
Total Membership	234,192	234,382	234,559	234,595	234,532	244,043	244,361	0.13%
Sustaining Members	16,507	16,308	15,954	15,539	15,060	14,080	13,620	-3.27%
Life Members	3,211	3,212	3,216	3,234	3,234	3,242	3,242	0.00%

National Sustaining Members by State July 2023


State	June	July	MoM Change						
Alabama	184	179	-2.72%						
Alaska	56	52	-7.14%						
Arizona	346	337	-2.60%	Top 10	California	Texas	Florida	Pennsylvania	Ohio
Arkansas	97	93	-4.12%		1238	1070	748	576	570
California	1337	1283	-4.04%						
Colorado	482	466	-3.32%		New York	Virginia	Indiana	Colorado	Illinois
Connecticut	152	142	-6.58%		552	547	484	466	458
Delaware	64	65	1.56%						
D.C.	20	19	-5.00%						
Florida	779	748	-3.98%						
Georgia	440	427	-2.95%	Next 5	Michigan	Washington	Georgia	North Carolina	Arizona
Hawaii	52	50	-3.85%		450	432	427	344	337
Idaho	110	107	-2.73%						
Illinois	458	438	-4.37%						
Indiana	485	484	-0.21%						
Iowa	122	121	-0.82%						
Kansas	129	124	-3.88%						
Kentucky	176	170	-3.41%						
Louisiana	141	136	-3.55%						
Maine	76	75	-1.32%						
Maryland	260	251	-3.46%						
Massachusetts	270	263	-2.59%						
Michigan	455	450	-1.10%						
Minnesota	239	232	-2.93%						
Mississippi	94	91	-3.19%						
Missouri	269	257	-4.46%						
Montana	64	64	0.00%						
Nebraska	85	80	-5.88%						
Nevada	175	169	-3.43%						
New Hampshire	193	185	-4.15%						
New Jersey	308	302	-1.95%						
New Mexico	110	108	-1.82%						
New York	570	552	-3.16%						
North Carolina	359	344	-4.18%						
North Dakota	29	29	0.00%						
Ohio	592	570	-3.72%						
Oklahoma	128	119	-7.03%						
Oregon	172	169	-1.74%						
Pennsylvania	600	576	-4.00%						
Rhode Island	32	32	0.00%						
South Carolina	215	206	-4.19%						
South Dakota	46	46	0.00%						
Tennessee	329	316	-3.95%						
Texas	1113	1070	-3.86%						
Utah	150	147	-2.00%						
Vermont	38	35	-7.89%						
Virginia	563	547	-2.84%						
Washington	444	432	-2.70%						
West Virginia	85	81	-4.71%						
Wisconsin	250	251	0.40%						
Wyoming	51	46	-9.80%						
Other	86	84	-2.33%						

Core membership structure as defined in our Bylaws

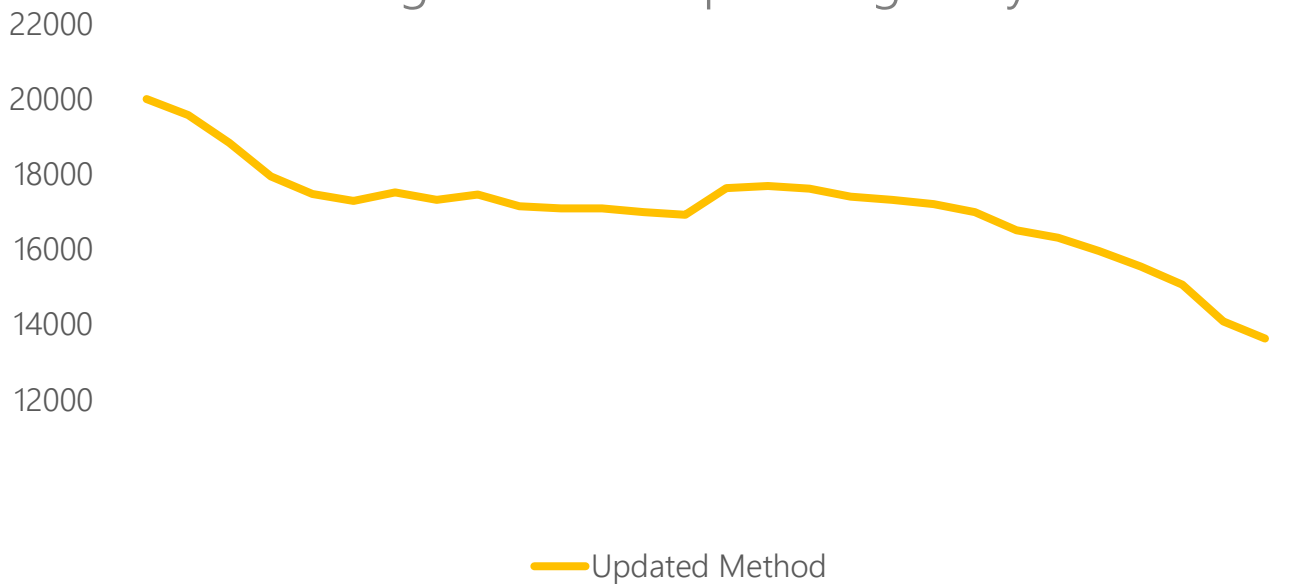


Members must also be living, we exclude cancellations, and only donations apply (not Store or Convention purchases)

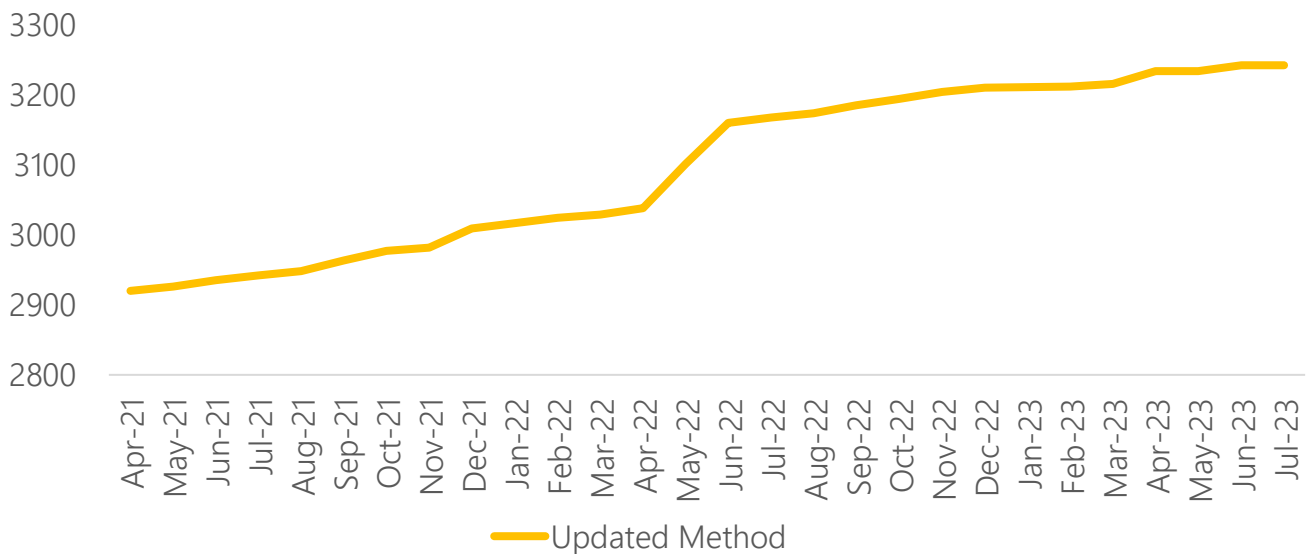
Total Membership through July 2023



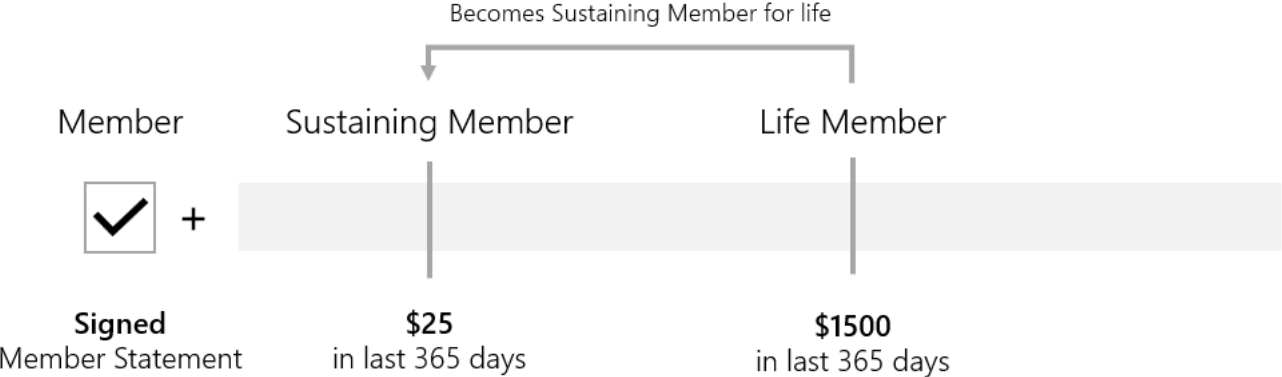
Sustaining Membership through July 2023



Life Membership through July 2023



Core membership structure as defined in our Bylaws



Members must also be living, we exclude cancellations, and only donations apply (not Store or Convention purchases)

