

Libertarian National Committee - Membership Report

"Donor" Totals - Nov-09

18 Month Comparison

	Jun-08	Jul-08	Aug-08	Sep-08	Oct-08	Nov-08	Dec-08	Jan-09	Feb-09	Mar-09	Apr-09	May-09	Jun-09	Jul-09	Aug-09	Sep-09	Oct-09	Nov-09
Active w-MEM	14121	14581	14970	15378	16099	16079	15358	15178	15004	14892	15059	15068	14566	14303	14094	13787	13618	13963
Active w/out MEM	1087	1102	1082	1092	1092	1089	991	968	888	867	873	691	693	674	691	628	552	575
Total	15208	15683	16052	16460	17191	17168	16349	16146	15892	15759	15932	15759	15259	14977	14785	14415	14170	14538
Percent Change	2.22%	3.12%	2.35%	2.54%	4.44%	-0.13%	-4.77%	-1.24%	-1.57%	-0.84%	1.10%	-1.09%	-3.17%	-1.85%	-1.28%	-2.50%	-1.70%	2.60%

Lapsed MEM	1052	759	786	613	1022	881	1285	1031	997	1291	946	1036	1443	1151	1129	1072	1089	1075
Lapsed w/out MEM	29	55	42	18	48	31	133	67	119	107	52	188	35	54	42	72	120	21
Lapsed Total	1081	814	828	631	1070	912	1418	1098	1116	1398	998	1224	1478	1205	1171	1144	1209	1096
Percent Change	-12.19%	-24.70%	1.72%	-23.79%	69.57%	-14.77%	55.48%	-22.57%	1.64%	25.27%	-28.61%	22.65%	20.75%	-18.47%	-2.82%	-2.31%	5.68%	-9.35%

New Donors w-MEM	591	521	588	615	970	613	152	224	307	462	460	363	319	364	412	367	284	251
New w/out MEM	15	16	13	4	5	7	3	4	1	19	15	1	4	3	3	3	7	9
New Total	606	537	601	619	975	620	155	228	308	481	475	364	323	367	415	370	291	260
Percent Change	-41.17%	-11.39%	11.92%	3.00%	57.51%	-36.41%	-75.00%	47.10%	35.09%	56.17%	-1.25%	-23.37%	-11.26%	13.62%	13.08%	-10.84%	-21.35%	-10.65%

Renewed w-MEM	762	698	587	406	773	248	412	627	516	717	653	682	622	524	508	398	636	1169
Renewed w/out MEM	44	54	9	14	53	21	32	40	38	67	43	5	33	32	56	6	37	35
Total Renewals	806	752	596	420	826	269	444	667	554	784	696	687	655	556	564	404	673	1204
Percent Change	70.04%	-6.70%	-20.74%	-29.53%	96.67%	-67.43%	65.06%	50.23%	-16.94%	41.52%	-11.22%	-1.29%	-4.66%	-15.11%	1.44%	-28.37%	66.58%	78.90%

Active MEM	14121	14581	14970	15378	16099	16079	15358	15178	15004	14892	15059	15068	14566	14303	14094	13787	13618	13963
Zero Dues MEM	95783	95899	96023	96161	96481	96841	97666	98069	98615	99176	99402	99941	100697	101390	102010	102737	103243	103079
Total "MEM"	109904	110480	110993	111539	112580	112920	113024	113247	113619	114068	114461	115009	115263	115693	116104	116524	116861	117042
Percent Change	0.53%	0.52%	0.46%	0.49%	0.93%	0.30%	0.09%	0.20%	0.33%	0.40%	0.34%	0.48%	0.22%	0.37%	0.36%	0.36%	0.29%	0.15%

Total "LIFETIME"	1947	1952	1955	1974	1985	1990	1993	1995	1997	1998	2005	2005	2006	2013	2020	2024	2026	2031
Total "BSM"																13725	13549	13777

Last Year vs. This Year

Nov-08	Nov-09	Change	
Active w-MEM	16079	13963	-13.16%
Active w/out MEM	1089	575	-47.20%
Total Active	17168	14538	-15.32%

Active Donors w-MEM = 13963

18 Mo Ave	14784
Lapsed & Zero Dues MEM =	103079
Total "MEM" w-Signed Certificate =	117042

NEW-RENEW BREAKDOWN BY TYPE

Source	New Members	11-09	Total	Ave Gift
House Mailing to Inc	8	\$	\$ 525.00	\$ 65.63
Dir Mail Prospecting	23	\$	\$ 680.00	\$ 29.57
Tele-New	0	\$	\$	\$
Web New Members	229	\$	\$ 7,475.00	\$ 32.64
Total	260	\$	\$ 8,680.00	\$ 33.38

Renewals 11-09

Renewals via House Mailing	616	\$	\$ 27,090.50	Ave Gift	43.98
Dir Mail Renewals	161	\$	\$ 6,675.00		41.46
Tele-Renewals	6	\$	\$ 375.00		62.50
Web Renewals	257	\$	\$ 14,000.00		54.47
Manual Adjustments	140	n/a			n/a
Total	1180	\$	\$ 48,140.50		46.29

** Includes Renewals via Pledge Extension*

Nov-09 MEMBERSHIP BY STATE --- ACTIVE AND NON ACTIVE

STATE	TOTAL "MEM"	NON ACTIVE "MEM"	ACTIVE "MEM"	ACTIVE "SUB"	TOTAL "ACTIVE"
AK	622	568	54	1	55
AL	1454	1235	219	10	229
AR	747	645	102	3	105
AZ	2780	2466	314	17	331
CA	18152	16395	1757	73	1830
CO	3211	2705	506	16	522
CT	1328	1136	192	8	200
DC	319	285	34	1	35
DE	343	294	49	5	54
FL	6823	5988	835	39	874
GA	5433	4956	477	13	490
HI	471	410	61	2	63
IA	859	736	123	4	127
ID	655	594	61	1	62
IL	3937	3392	545	21	566
IN	2619	2250	369	17	386
KS	1060	907	153	3	156
KY	941	834	107	4	111
LA	848	728	120	6	126
MA	2654	2386	268	17	285
MD	2049	1798	251	18	269
ME	712	648	64	2	66
MI	4734	4238	496	15	511
MN	1813	1587	226	5	231
MO	2000	1733	267	12	279
MS	514	448	66	4	70

STATE	TOTAL "MEM"	NON ACTIVE "MEM"	ACTIVE "MEM"	ACTIVE "SUB"	TOTAL "ACTIVE"
MT	437	387	50	3	53
NC	2825	2466	359	7	366
ND	145	120	25	0	25
NE	517	451	66	3	69
NH	1236	1086	150	7	157
NJ	2692	2392	300	19	319
NM	1005	894	111	6	117
NV	1543	1341	202	6	208
NY	4225	3598	627	40	667
OH	4227	3591	636	25	661
OK	853	746	107	4	111
OR	1999	1827	172	14	186
PA	5205	4673	532	25	557
RI	244	213	31	2	33
SC	1385	1214	171	5	176
SD	201	170	31	0	31
TN	2041	1755	286	4	290
TX	7285	6388	897	34	931
UT	979	888	91	3	94
VA	3725	3142	583	15	598
VT	358	329	29	5	34
WA	3879	3481	398	9	407
WI	1657	1421	236	8	244
WV	523	473	50	1	51
WY	275	235	40	1	41
OTHER	503	436	67	12	79

	TOTAL "MEM"	NON ACTIVE "MEM"	ACTIVE "MEM"	ACTIVE "SUB"	TOTAL "ACTIVE"
TOTALS	117042	103079	13963	575	14538

DEFINITIONS: MEM = Member Signed Certificate

Total MEM = Total # Constituents Per State w-Member Signed Certificate

NON ACTIVE MEM = Const w-Signed Certificate who are Lapsed or Inquires ("Zero Dues Member")

ACTIVE MEM = Current Dues Paying or Lifetime Donor w-Signed Certificate

ACTIVE SUB (ACTIVE NON MEM) = Current Dues Paying or Lifetime Donors Whoe Have NOT Signed the Certificate (Formerly Called "Subscriber")

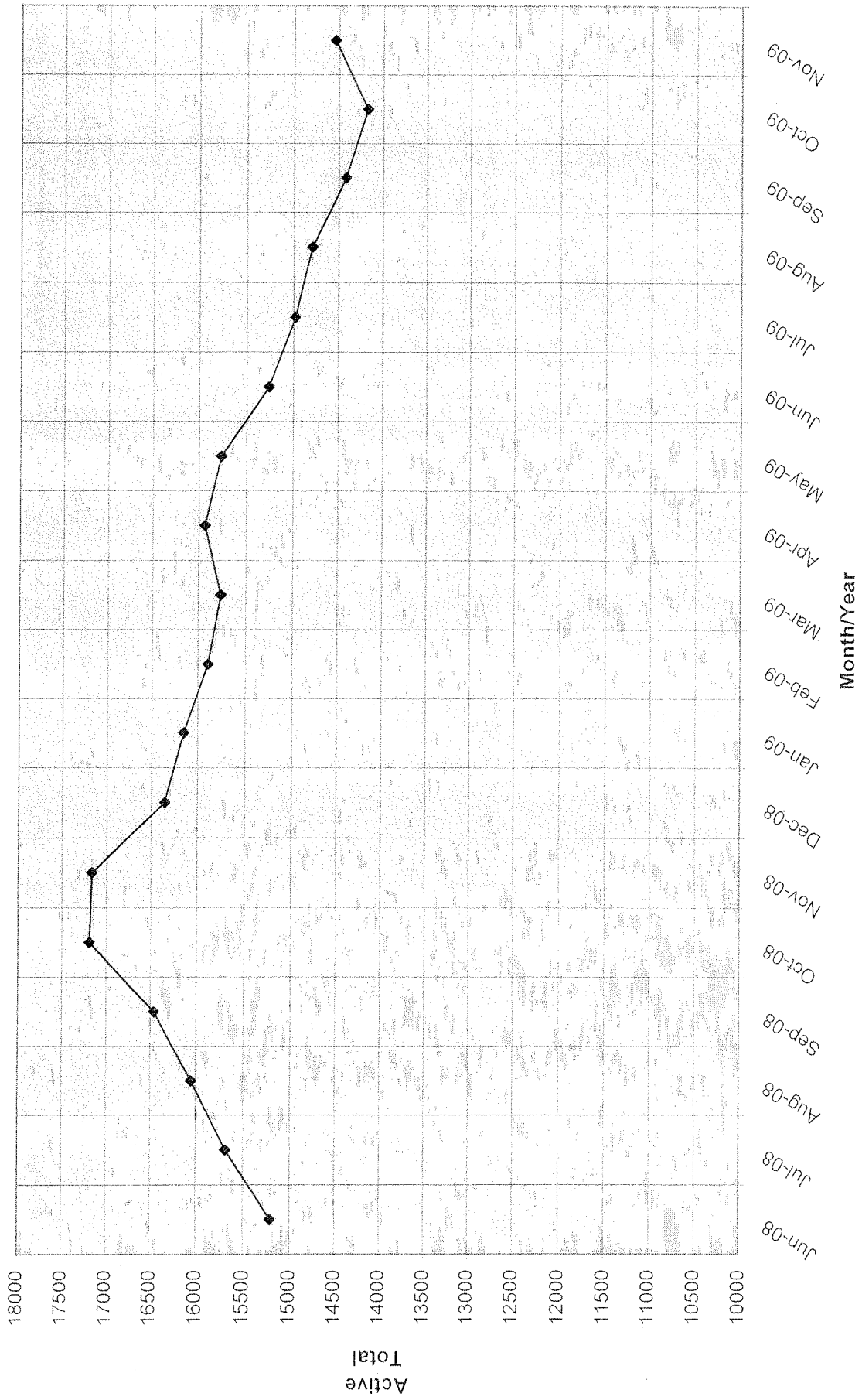
TOTAL ACTIVE = Current Dues Paying or Lifetime Donor

BSM = By Law Definition of "Sustaining Member" and number used for delegate count

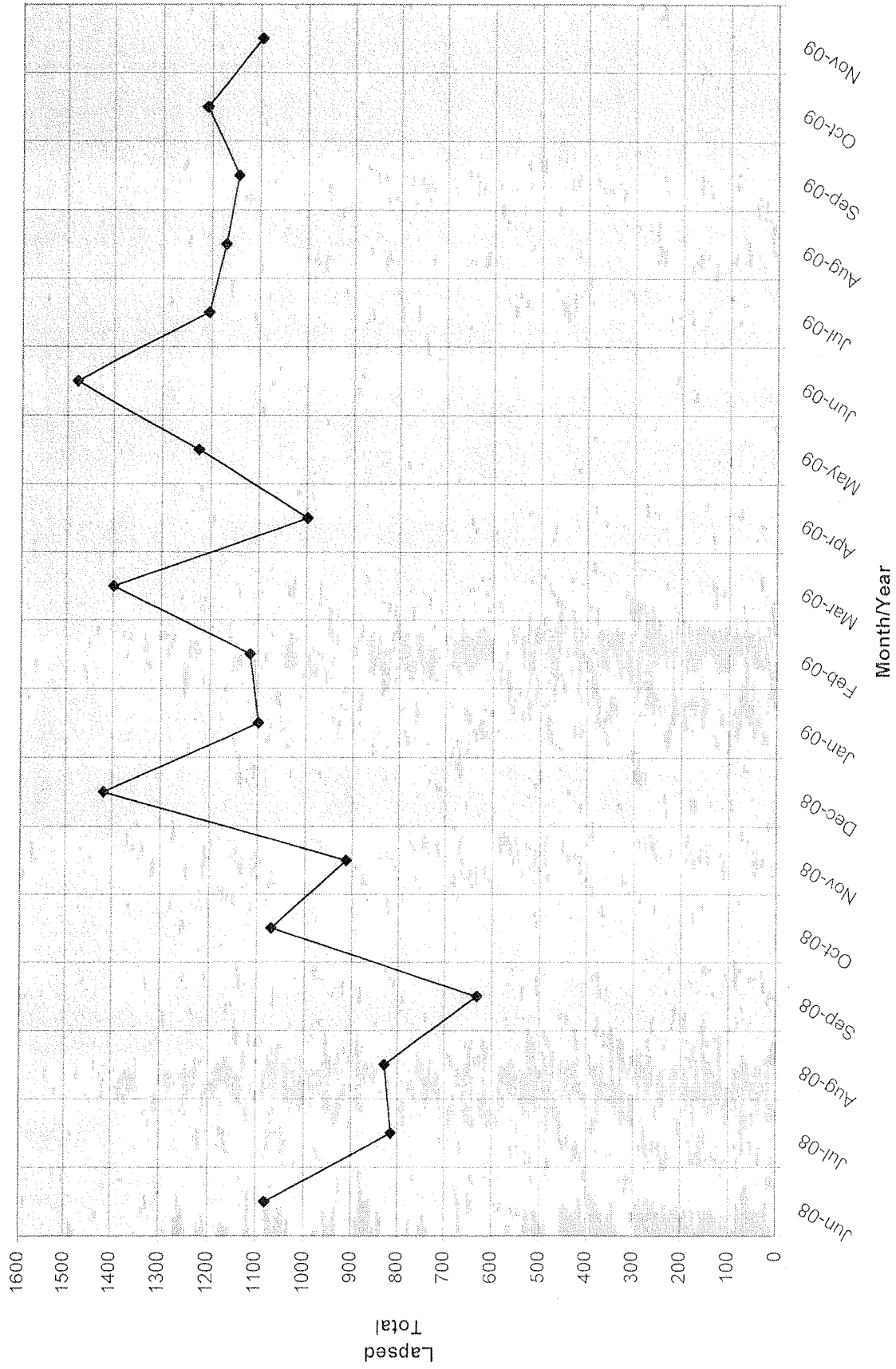
SUSTAINING MEMBERSHIP STATE RANKINGS - "BSM"

State	Total BSM	Rank	State	Total BSM	Rank
CA	1728	1	OR	166	27
TX	885	2	KS	152	28
FL	820	3	NH	151	29
OH	625	4	IA	120	30
NY	618	5	LA	115	31
VA	581	6	NM	107	32
IL	540	7	OK	107	33
PA	529	8	KY	104	34
CO	498	9	AR	101	35
MI	490	10	UT	89	36
GA	471	11	MS	66	37
WA	395	12	NE	66	38
NC	356	13	XX	66	39
IN	351	14	ME	62	40
AZ	314	15	ID	61	41
NJ	301	16	HI	58	42
TN	286	17	AK	54	43
MA	266	18	DE	50	44
MO	264	19	MT	50	45
MD	249	20	WV	49	46
WI	235	21	WY	40	47
MN	225	22	DC	34	48
AL	214	23	RI	31	49
NV	194	24	SD	31	50
CT	192	25	VT	29	51
SC	167	26	ND	24	52

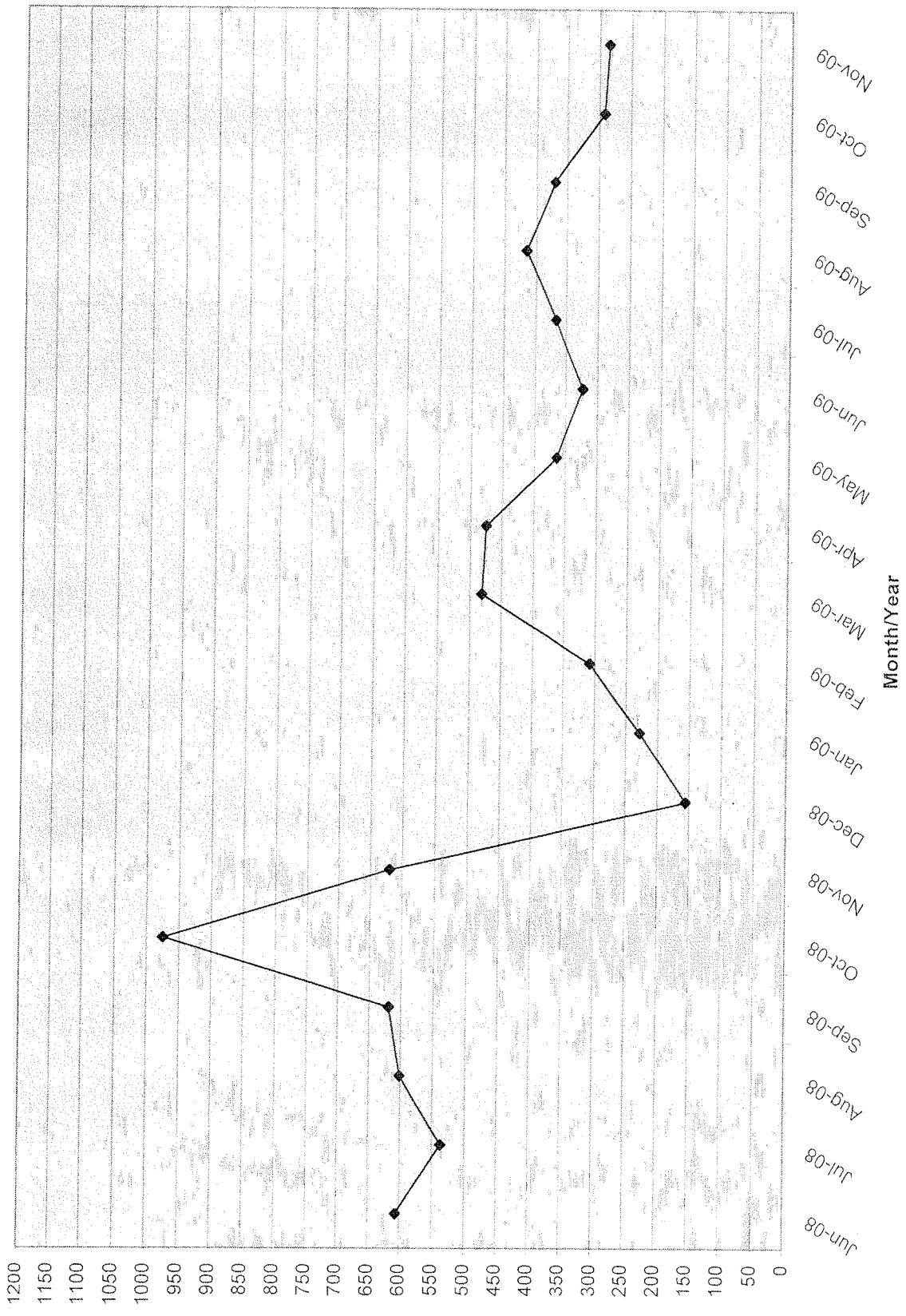
Active Donors



Lapsed Donors



New Donors



Renew Donors

