

Total National Membership October 2023

Month	Apr-23	May-23	Jun-23	Jul-23	Aug-23	Sep-23	Oct-23	MoM Change
Total Membership	234,559	234,595	234,532	234,043	234,361	234,475*	236,207	0.74%
Sustaining Members	15,954	15,539	15,060	14,080	13,620	12,317	12,747	3.49%
Life Members	3,216	3,234	3,234	3,242	3,242	3,248	3,250	0.06%

*September Total Membership adjusted downward due to typographical error

National Sustaining Members by State October 2023


State	September	October	MoM Change						
Alabama	156	153	-1.92%						
Alaska	49	51	4.08%						
Arizona	317	321	1.26%	Top 10	California	Texas	Florida	Pennsylvania	New York
Arkansas	82	83	1.22%		1307	985	724	553	549
California	1258	1307	3.90%						
Colorado	406	415	2.22%		Ohio	Virginia	Indiana	Colorado	Michigan
Connecticut	133	136	2.26%		509	502	500	415	412
Delaware	54	64	18.52%						
D.C.	19	19	0.00%						
Florida	683	724	6.00%						
Georgia	367	368	0.27%	Next 5	Washington	Illinois	Georgia	Arizona	North Carolina
Hawaii	44	45	2.27%		387	379	368	321	315
Idaho	98	95	-3.06%						
Illinois	387	379	-2.07%						
Indiana	472	500	5.93%						
Iowa	98	108	10.20%						
Kansas	112	127	13.39%						
Kentucky	148	163	10.14%						
Louisiana	127	128	0.79%						
Maine	66	71	7.58%						
Maryland	237	251	5.91%						
Massachusetts	238	240	0.84%						
Michigan	410	412	0.49%						
Minnesota	201	200	-0.50%						
Mississippi	74	80	8.11%						
Missouri	219	220	0.46%						
Montana	49	50	2.04%						
Nebraska	73	75	2.74%						
Nevada	163	173	6.13%						
New Hampshire	168	173	2.98%						
New Jersey	263	279	6.08%						
New Mexico	92	89	-3.26%						
New York	514	549	6.81%						
North Carolina	293	315	7.51%						
North Dakota	28	31	10.71%						
Ohio	486	509	4.73%						
Oklahoma	113	116	2.65%						
Oregon	159	159	0.00%						
Pennsylvania	523	553	5.74%						
Rhode Island	25	25	0.00%						
South Carolina	182	186	2.20%						
South Dakota	41	38	-7.32%						
Tennessee	280	292	4.29%						
Texas	964	985	2.18%						
Utah	130	132	1.54%						
Vermont	27	29	7.41%						
Virginia	494	502	1.62%						
Washington	387	387	0.00%						
West Virginia	75	87	16.00%						
Wisconsin	218	238	9.17%						
Wyoming	40	42	5.00%						
Other	75	73	-2.67%						

Core membership structure as defined in our Bylaws

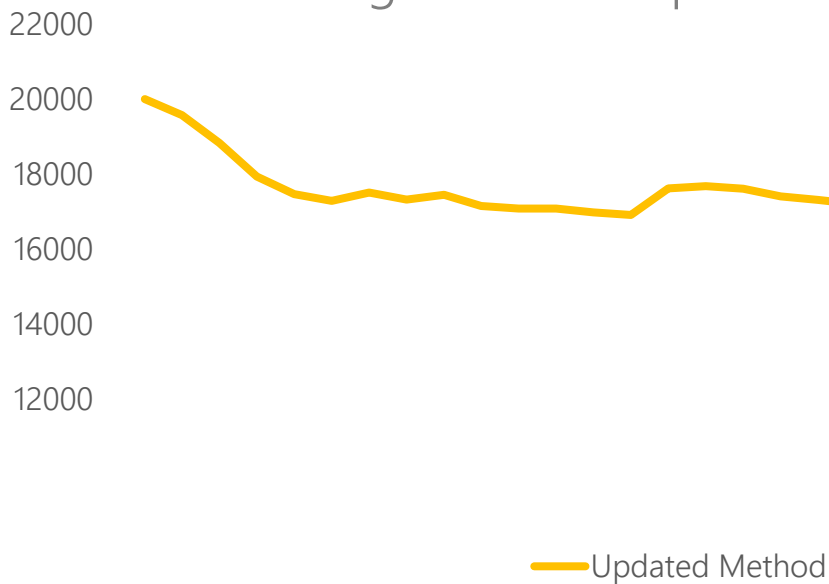


Members must also be living, we exclude cancellations, and only donations apply (not Store or Convention purchases)

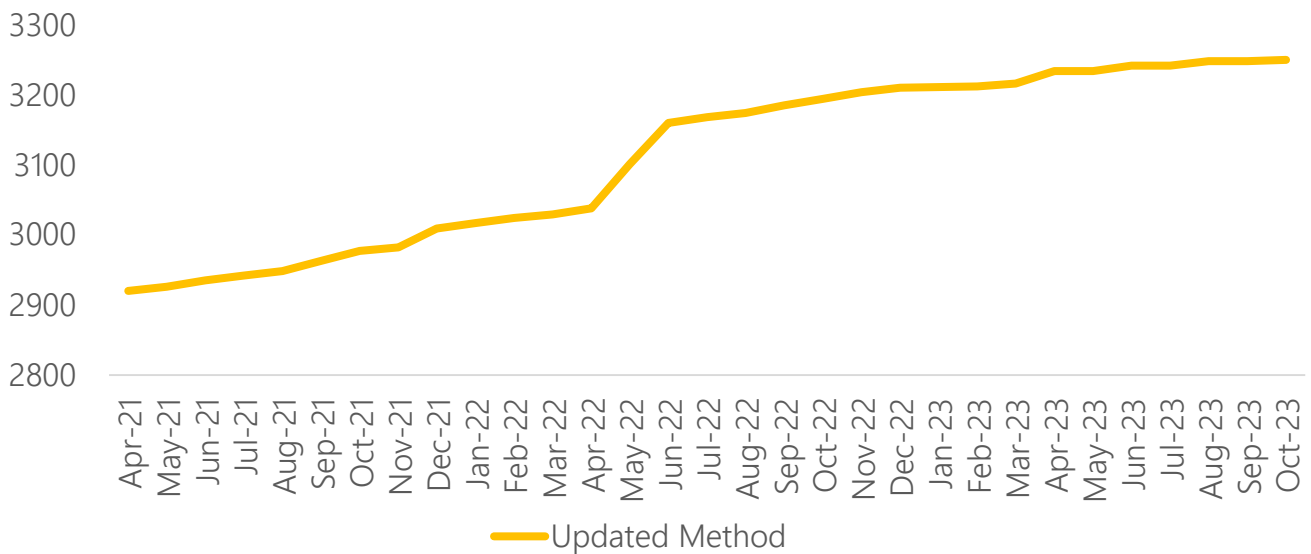
Total Membership through October 2023



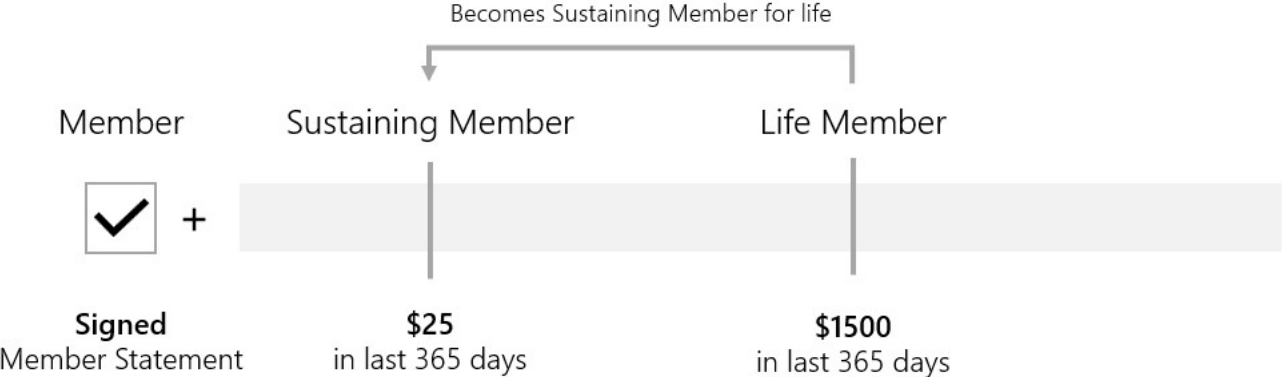
Sustaining Membership through October 2023



Life Membership through October 2023



Core membership structure as defined in our Bylaws



Members must also be living, we exclude cancellations, and only donations apply (not Store or Convention purchases)